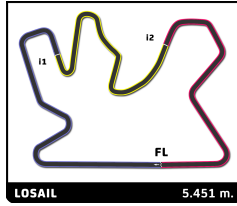


2026 UAE4 SERIES LIC UAE4 Series Qualifying 2

Sector Analysis

— Invalidated Lap ■ Personal Best ■ Session Best B Crossing the pit lane

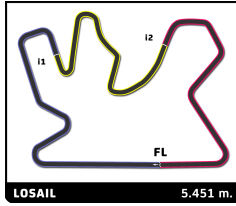
Lap	Time	Sector 1	Sector 2	Sector 3	Kph	Elapsed	Lap	Time	Sector 1	Sector 2	Sector 3	Kph	Elapsed		
1	Christian COSTOYA SANABRIA ® PREMA RACING						ESP	10	Alp AKSOY ® MUMBAI FALCONS RACING LIMITED						TUR
1	3:30.628	2:07.296	43.318	40.014	92.6	3:30.628	1	4:03.220	2:38.659	43.195	41.366	80.2	4:03.220		
2	2:06.027	46.244	41.100	38.683	154.8	5:36.655	2	2:08.236	46.683	41.450	40.103	152.1	6:11.456		
3	2:01.260	44.619	39.983	36.658	160.9	7:37.915	3	1:59.088	43.605	38.857	36.626	163.8	8:10.544		
4	1:56.076	42.431	38.417	35.228	168.1	9:33.991	4	1:55.600	42.217	38.161	35.222	168.8	10:06.144		
5	1:55.299	42.183	38.032	35.084	169.2	11:29.290	5	1:55.508	42.053	38.109	35.346	168.9	12:01.652		
6	2:04.373	45.451	40.529	38.393	156.9	13:33.663	6	2:08.062	48.359	43.085	36.618	152.3	14:09.714		
7	1:55.676	42.299	38.163	35.214	168.6	15:29.339	7	1:55.414	42.108	38.071	35.235	169.0	16:05.128		
5	Bader AL SULAITI QMMF BY HITECH						QAT	11	Bernardo BERNOLDI ® TRIDENT MOTORSPORT						ITA
1	2:40.914	1:18.229	42.387	40.298	121.2	2:40.914	1	3:56.034	2:30.853	44.425	40.756	82.7	3:56.034		
2	2:09.536	48.434	41.919	39.183	150.6	4:50.450	2	2:07.330	45.493	41.311	40.526	153.2	6:03.364		
3	2:12.280	48.206	42.173	41.901	147.5	7:02.730	3	2:08.861	43.449	46.039	39.373	151.4	8:12.225		
4	1:57.430	42.574	38.932	35.924	166.1	9:00.160	4	1:56.417	42.455	38.348	35.614	167.6	10:08.642		
5	1:56.817	42.549	38.639	35.629	167.0	10:56.977	5	1:56.295	42.235	38.421	35.639	167.7	12:04.937		
6	2:19.676	51.152	49.201	39.323	139.7	13:16.653	6	2:10.775B	42.615	38.650	49.510	149.2	14:15.712		
7	1:57.153	42.697	38.635	35.821	166.5	15:13.806									
6	Nasser AL THANI ® QMMF BY HITECH						QAT	12	Adam AL AZHARI YAS HEAT RACING						UAE
1	2:46.698	1:23.036	43.461	40.201	117.0	2:46.698	1	3:41.845	2:19.835	42.271	39.739	87.9	3:41.845		
2	2:05.581	46.381	39.965	39.235	155.3	4:52.279	2	2:04.373	44.554	40.641	39.178	156.9	5:46.218		
3	2:11.970	47.166	41.980	42.824	147.8	7:04.249	3	2:06.877	46.889	41.745	38.243	153.8	7:53.095		
4	2:01.109	44.342	40.343	36.424	161.1	9:05.358	4	1:55.884	42.203	38.388	35.293	168.3	9:48.979		
5	1:58.156	42.821	38.917	36.418	165.1	11:03.514	5	1:56.116	42.261	38.314	35.541	168.0	11:45.095		
6	1:58.276	43.000	38.983	36.293	164.9	13:01.790	6	2:09.576	47.302	42.294	39.980	150.6	13:54.671		
7	1:59.180	42.965	39.013	37.202	163.7	15:00.970	7	1:55.525	42.180	38.232	35.113	168.9	15:50.196		
7	Theo PALMER HITECH						UAE	15	Joseph SMITH XCEL MOTORSPORT						GBR
1	2:39.154	1:16.065	42.563	40.526	122.6	2:39.154	1	2:59.289	1:40.668	41.265	37.356	108.8	2:59.289		
2	2:09.176	46.600	42.837	39.739	151.0	4:48.330	2	2:10.483	46.146	41.753	42.584	149.5	5:09.772		
3	2:10.326	47.675	42.764	39.887	149.7	6:58.656	3	2:09.115	46.730	41.099	41.286	151.1	7:18.887		
4	1:55.764	42.158	38.307	35.299	168.5	8:54.420	4	1:55.882	42.239	38.389	35.254	168.3	9:14.769		
5	1:56.073	42.212	38.484	35.377	168.1	10:50.493	5	1:56.217	42.342	38.486	35.389	167.9	11:10.986		
6	2:17.756	48.743	44.779	44.234	141.6	13:08.249	6	2:14.674	48.174	46.035	40.465	144.9	13:25.660		
7	1:56.474	42.238	38.479	35.757	167.5	15:04.723	7	1:55.989	42.200	38.370	35.419	168.2	15:21.649		
8	Scott Kin LINDBLOM HITECH						SWE	17	Zakaria DOLEH ® YAS HEAT RACING						UAE
1	2:39.642	1:16.508	42.989	40.145	122.2	2:39.642	1	2:45.755	1:20.198	44.017	41.540	117.7	2:45.755		
2	2:09.573	48.508	41.975	39.090	150.6	4:49.215	2	2:14.196	49.928	44.819	39.449	145.4	4:59.951		
3	2:12.656	48.723	42.099	41.834	147.1	7:01.871	3	2:11.069	45.801	42.368	42.900	148.8	7:11.020		
4	1:56.590	42.403	38.019	36.168	167.3	8:58.461	4	1:57.713	43.123	38.789	35.801	165.7	9:08.733		
5	1:55.315	42.057	38.171	35.087	169.2	10:53.776	5	1:57.135	42.647	38.651	35.837	166.5	11:05.868		
6	2:21.905	51.537	50.957	39.411	137.5	13:15.681	6	1:57.879	42.519	39.076	36.284	165.5	13:03.747		
7	1:55.645	42.145	38.173	35.327	168.7	15:11.326	7	1:57.621	42.803	38.734	36.084	165.9	15:01.368		



2026 UAE4 SERIES LIC UAE4 Series Qualifying 2 Sector Analysis

— Invalidated Lap ■ Personal Best ■ Session Best B Crossing the pit lane

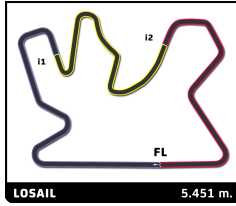
Lap	Time	Sector 1	Sector 2	Sector 3	Kph	Elapsed	Lap	Time	Sector 1	Sector 2	Sector 3	Kph	Elapsed	
19	Niccolo MACCAGNANI ITA MUMBAI FALCONS RACING LIMITED							26	Edoardo IACOBUCCI ® UAE YAS HEAT RACING					
1	4:05.750	2:38.480	45.429	41.841	79.4	4:05.750	1	2:46.129	1:22.135	43.777	40.217	117.4	2:46.129	
2	2:08.799	46.537	41.495	40.767	151.5	6:14.549	2	2:05.505	45.211	40.962	39.332	155.4	4:51.634	
3	2:03.096	44.289	39.870	38.937	158.5	8:17.645	3	2:00.251	44.556	39.126	36.569	162.2	6:51.885	
4	2:00.769	42.339	38.447	39.983	161.5	10:18.414	4	1:57.785	42.838	38.600	36.347	165.6	8:49.670	
5	1:56.103	42.185	38.462	35.456	168.0	12:14.517	5	1:58.069	42.580	38.728	36.761	165.2	10:47.739	
6	2:15.941	48.221	45.913	41.807	143.5	14:30.458	6	1:57.446	42.680	38.595	36.171	166.1	12:45.185	
7	2:08.203B	42.430	38.456	47.317	152.2	16:38.661	7	1:58.321	42.607	39.478	36.236	164.9	14:43.506	
							8	1:57.077	42.655	38.372	36.050	166.6	16:40.583	
22	Hoai Nam Anh NGUYEN VIE EVANS GP							27	Oleksandr BONDAREV UKR MUMBAI FALCONS RACING LIMITED					
1	4:07.295	2:40.048	45.455	41.792	78.9	4:07.295	1	4:05.114	2:37.810	45.437	41.867	79.6	4:05.114	
2	2:09.516	47.981	42.323	39.212	150.6	6:16.811	2	2:08.237	46.680	40.972	40.585	152.1	6:13.351	
3	2:06.673	47.346	42.097	37.230	154.0	8:23.484	3	2:01.677	44.492	39.757	37.428	160.3	8:15.028	
4	1:56.794	42.511	38.569	35.714	167.0	10:20.278	4	1:55.301	41.981	38.086	35.234	169.2	10:10.329	
5	1:57.034	42.437	38.858	35.739	166.7	12:17.312	5	2:00.274	44.819	39.101	36.354	162.2	12:10.603	
6	1:57.105	42.710	38.609	35.786	166.6	14:14.417	6	1:55.459	42.004	38.184	35.271	169.0	14:06.062	
7	1:57.158	42.693	38.829	35.636	166.5	16:11.575	7	1:55.449	42.074	38.215	35.160	169.0	16:01.511	
23	Brock BURTON AUS XCEL MOTORSPORT							29	Kenzo CRAIGIE ® GBR R-race GP					
1	2:41.252	1:18.687	41.969	40.596	121.0	2:41.252	1	3:36.111	2:14.654	42.045	39.412	90.3	3:36.111	
2	2:01.224	44.698	39.432	37.094	160.9	4:42.476	2	2:08.540	46.241	42.611	39.688	151.8	5:44.651	
3	2:01.204	44.278	39.463	37.463	161.0	6:43.680	3	2:05.812	47.053	40.972	37.787	155.1	7:50.463	
4	1:57.748	42.879	38.968	35.901	165.7	8:41.428	4	1:55.624	42.133	38.030	35.461	168.7	9:46.087	
5	2:09.579	46.990	42.340	40.249	150.6	10:51.007	5	1:55.755	42.197	38.239	35.319	168.5	11:41.842	
6	2:17.688	42.862	38.987	55.839	141.7	13:08.695	6	2:16.727	50.271	43.684	42.772	142.7	13:58.569	
7	2:17.888B	43.010	38.949	55.929	141.5	15:26.583	7	1:55.626	42.073	38.241	35.312	168.7	15:54.195	
24	Rowan CAMPBELL PILLING GBR PINNACLE MOTORSPORT							30	Andy CONSANI FRA R-race GP					
1	2:35.126	1:10.775	43.609	40.742	125.8	2:35.126	1	3:34.173	2:12.556	42.517	39.100	91.1	3:34.173	
2	2:05.194	46.526	41.077	37.591	155.8	4:40.320	2	2:09.073	46.337	43.108	39.628	151.1	5:43.246	
3	2:02.707	45.357	39.855	37.495	159.0	6:43.027	3	2:04.611	47.244	40.420	36.947	156.6	7:47.857	
4	1:56.177	42.362	38.476	35.339	167.9	8:39.204	4	1:55.244	42.004	38.029	35.211	169.3	9:43.101	
5	2:02.385	42.369	41.642	38.374	159.4	10:41.589	5	1:55.321	41.992	38.153	35.176	169.2	11:38.422	
6	1:56.513	42.395	38.489	35.629	167.4	12:38.102	6	2:15.266	52.762	42.831	39.673	144.2	13:53.688	
7	2:19.886B	47.065	42.926	49.895	139.5	14:57.988	7	1:54.921	41.982	38.009	34.930	169.8	15:48.609	
25	SUN Anzhe ® CHN PINNACLE MOTORSPORT							32	Elia WEISS GER R-race GP					
1	2:36.194	1:12.729	42.990	40.475	124.9	2:36.194	1	3:43.387	2:20.623	43.708	39.056	87.3	3:43.387	
2	2:05.932	46.294	41.352	38.286	154.9	4:42.126	2	2:05.813	45.012	41.400	39.401	155.1	5:49.200	
3	2:02.936	44.522	40.250	38.164	158.7	6:45.062	3	2:08.015	48.517	41.438	38.060	152.4	7:57.215	
4	1:58.195	43.054	38.997	36.144	165.1	8:43.257	4	1:55.630	42.155	38.204	35.271	168.7	9:52.845	
5	2:01.532	43.139	40.098	38.295	160.5	10:44.789	5	1:55.874	42.344	38.185	35.345	168.4	11:48.719	
6	1:58.748	43.251	39.165	36.332	164.3	12:43.537	6	2:13.397	47.242	43.926	42.229	146.2	14:02.116	
7	2:19.736B	43.534	42.628	53.574	139.6	15:03.273	7	1:55.432	42.074	38.237	35.121	169.0	15:57.548	



2026 UAE4 SERIES LIC UAE4 Series Qualifying 2 Sector Analysis

— Invalidated Lap ■ Personal Best ■ Session Best B Crossing the pit lane

Lap	Time	Sector 1	Sector 2	Sector 3	Kph	Elapsed	Lap	Time	Sector 1	Sector 2	Sector 3	Kph	Elapsed		
33	Tamás GENDER ®	HUN						7	1:55.825	42.210	38.407	35.208	168.4	15:33.518	
	R-ace GP														
1	3:43.945	2:21.536	43.339	39.070	87.1	3:43.945	1	3:31.568	2:07.956	43.354	40.258	92.2	3:31.568		
2	2:06.195	45.651	40.774	39.770	154.6	5:50.140	2	2:05.998	45.722	41.221	39.055	154.8	5:37.566		
3	2:08.524	48.365	41.541	38.618	151.8	7:58.664	3	2:01.481	44.204	39.951	37.326	160.6	7:39.047		
4	1:56.853	42.583	38.429	35.841	166.9	9:55.517	4	1:56.662	42.468	38.498	35.696	167.2	9:35.709		
5	1:56.523	42.414	38.402	35.707	167.4	11:52.040	5	1:56.257	42.427	38.412	35.418	167.8	11:31.966		
6	2:11.342	45.292	43.768	42.282	148.5	14:03.382	6	2:03.175	44.234	40.459	38.482	158.4	13:35.141		
7	1:56.561	42.539	38.455	35.567	167.4	15:59.943	7	1:56.342	42.458	38.472	35.412	167.7	15:31.483		
34	Ryusho NAKAZATO	JPN						50	Florentin HATTEMER ®	SUI					
	PINNACLE MOTORSPORT								TRIDENT MOTORSPORT						
1	2:52.446	1:31.678	41.210	39.558	113.1	2:52.446	1	3:31.568	2:07.956	43.354	40.258	92.2	3:31.568		
2	2:03.211	45.295	40.939	36.977	158.3	4:55.657	2	2:05.998	45.722	41.221	39.055	154.8	5:37.566		
3	2:08.815	46.619	41.168	41.028	151.4	7:04.472	3	2:01.481	44.204	39.951	37.326	160.6	7:39.047		
4	1:58.501	43.242	39.048	36.211	164.6	9:02.973	4	1:56.662	42.468	38.498	35.696	167.2	9:35.709		
5	1:58.255	42.923	39.115	36.217	165.0	11:01.228	5	1:56.257	42.427	38.412	35.418	167.8	11:31.966		
6	1:59.190	43.205	39.082	36.903	163.7	13:00.418	6	2:03.175	44.234	40.459	38.482	158.4	13:35.141		
7	1:58.982	43.091	39.208	36.683	164.0	14:59.400	7	1:56.342	42.458	38.472	35.412	167.7	15:31.483		
8	2:14.011	B 44.191	40.138	49.682	145.6	17:13.411									
42	Emily COTTY	GBR						54	Jarrett CLARK ®	GBR					
	R-ace GP								XCEL MOTORSPORT						
1	3:38.115	2:16.086	42.208	39.821	89.4	3:38.115	1	3:04.768	1:44.863	41.548	38.357	105.6	3:04.768		
2	2:08.662	46.643	41.416	40.603	151.6	5:46.777	2	2:07.157	45.187	41.626	40.344	153.4	5:11.925		
3	2:07.566	47.143	41.820	38.603	152.9	7:54.343	3	2:04.321	43.465	40.877	39.979	156.9	7:16.246		
4	1:56.315	42.312	38.444	35.559	167.7	9:50.658	4	1:56.180	42.381	38.531	35.268	167.9	9:12.426		
5	1:56.079	42.115	38.413	35.551	168.1	11:46.737	5	1:55.866	42.198	38.368	35.300	168.4	11:08.292		
6	2:12.942	46.687	43.442	42.813	146.7	13:59.679	6	2:14.486	48.322	46.483	39.681	145.1	13:22.778		
7	1:55.826	42.233	38.162	35.431	168.4	15:55.505	7	1:55.882	42.295	38.334	35.253	168.3	15:18.660		
43	Haarni SADIQ ®	GBR						55	Charbel ABI GEBRAYEL ®	UAE					
	X-GP								YAS HEAT RACING						
1	2:40.262	1:17.631	42.548	40.083	121.7	2:40.262	1	3:06.374	1:46.789	41.267	38.318	104.7	3:06.374		
2	2:09.161	48.295	42.057	38.809	151.0	4:49.423	2	2:08.030	44.675	41.737	41.618	152.4	5:14.404		
3	1:57.695	43.136	38.738	35.821	165.8	6:47.118	3	2:05.612	42.809	41.206	41.597	155.3	7:20.016		
4	1:56.911	42.552	38.726	35.633	166.9	8:44.029	4	1:56.731	42.521	38.668	35.542	167.1	9:16.747		
5	2:00.158	42.641	39.088	38.429	162.4	10:44.187	5	1:56.732	42.617	38.555	35.560	167.1	11:13.479		
6	2:12.545	47.930	43.629	40.986	147.2	12:56.732	6	1:58.320	43.445	38.908	35.967	164.9	13:11.799		
7	1:57.431	42.800	38.622	36.009	166.1	14:54.163	7	1:57.276	42.619	38.652	36.005	166.3	15:09.075		
8	1:57.268	42.860	38.620	35.788	166.4	16:51.431									
46	Iacopo MARTINESE ®	ITA						60	Tomass STOLCERMANIS	LVA					
	PHM RACING								PHM RACING						
1	3:16.676	1:56.428	41.430	38.818	99.2	3:16.676	1	3:19.131	1:59.749	41.240	38.142	98.0	3:19.131		
2	2:05.483	46.520	40.997	37.966	155.5	5:22.159	2	2:05.409	46.148	41.232	38.029	155.6	5:24.540		
3	2:01.996	42.734	38.938	40.324	159.9	7:24.155	3	2:01.574	42.339	38.544	40.691	160.5	7:26.114		
4	1:55.923	42.326	38.400	35.197	168.3	9:20.078	4	1:55.959	42.273	38.281	35.405	168.2	9:22.073		
5	1:55.836	42.206	38.397	35.233	168.4	11:15.914	5	1:55.737	42.115	38.269	35.353	168.6	11:17.810		
6	2:21.779	51.310	50.019	40.450	137.6	13:37.693	6	2:22.189	56.960	47.834	37.395	137.2	13:39.999		
							7	1:55.785	42.162	38.175	35.448	168.5	15:35.784		
67	Dominik SIMEK ®	CZE						60	Tomass STOLCERMANIS	LVA					
	TRIDENT MOTORSPORT								PHM RACING						
1	3:33.456	2:10.724	42.912	39.820	91.4	3:33.456	1	3:19.131	1:59.749	41.240	38.142	98.0	3:19.131		
2	2:07.555	45.732	42.009	39.814	152.9	5:41.011	2	2:05.409	46.148	41.232	38.029	155.6	5:24.540		
3	2:00.288	42.567	38.692	39.029	162.2	7:41.299	3	2:01.574	42.339	38.544	40.691	160.5	7:26.114		
4	1:56.604	42.557	38.480	35.567	167.3	9:37.903	4	1:55.959	42.273	38.281	35.405	168.2	9:22.073		
5	2:06.753	45.218	44.293	37.242	153.9	11:44.656	5	1:55.737	42.115	38.269	35.353	168.6	11:17.810		
6	1:56.790	42.709	38.502	35.579	167.0	13:41.446	6	2:22.189	56.960	47.834	37.395	137.2	13:39.999		
7	1:56.698	42.473	38.583	35.642	167.2	15:38.144	7	1:55.785	42.162	38.175	35.448	168.5	15:35.784		



2026 UAE4 SERIES LIC UAE4 Series Qualifying 2 Sector Analysis

— Invalidated Lap ■ Personal Best ■ Session Best B Crossing the pit lane

Lap	Time	Sector 1	Sector 2	Sector 3	Kph	Elapsed	Lap	Time	Sector 1	Sector 2	Sector 3	Kph	Elapsed		
68	Rafael VAESSEN ®	SGP						88	Thomas INGRAM HILL	GBR					
EVANS GP							EVANS GP								
1	2:37.130	1:11.453	44.678	40.999	124.2	2:37.130	1	2:19.360	52.160	43.692	43.508	140.0	2:19.360		
2	2:07.941	46.542	41.901	39.498	152.5	4:45.071	2	2:11.072	49.285	41.761	40.026	148.8	4:30.432		
3	2:04.471	44.431	42.336	37.704	156.7	6:49.542	3	2:05.324	46.724	40.352	38.248	155.7	6:35.756		
4	1:56.673	42.416	38.622	35.635	167.2	8:46.215	4	1:56.143	42.329	38.500	35.314	168.0	8:31.899		
5	1:57.492	42.336	38.499	36.657	166.0	10:43.707	5	1:56.023	42.350	38.359	35.314	168.1	10:27.922		
6	1:56.562	42.258	38.527	35.777	167.4	12:40.269	6	2:08.504	45.210	43.753	39.541	151.8	12:36.426		
7	1:56.141	42.256	38.360	35.525	168.0	14:36.410	7	1:56.145	42.379	38.347	35.419	168.0	14:32.571		
8	1:56.353	42.457	38.325	35.571	167.7	16:32.763	8	1:56.168	42.321	38.429	35.418	167.9	16:28.739		
69	Kwan Ho Kingsley ZHENG ®	ITA						97	Platon KOSTIN	KGZ					
MUMBAI FALCONS RACING LIMITED							PHM RACING								
1	3:01.851	1:40.084	41.761	40.006	107.3	3:01.851	1	2:57.151	1:37.144	41.225	38.782	110.1	2:57.151		
2	2:06.925	44.508	43.856	38.561	153.7	5:08.776	2	2:05.906	44.803	41.124	39.979	154.9	5:03.057		
3	2:05.411	43.153	42.196	40.062	155.6	7:14.187	3	2:04.120	43.229	40.481	40.410	157.2	7:07.177		
4	1:56.009	42.320	38.267	35.422	168.2	9:10.196	4	1:57.539	42.347	39.016	36.176	166.0	9:04.716		
5	1:56.268	42.358	38.296	35.614	167.8	11:06.464	5	1:58.204	42.239	38.420	37.545	165.0	11:02.920		
6	2:14.735	48.836	46.076	39.823	144.8	13:21.199	6	2:03.091	42.753	42.479	37.859	158.5	13:06.011		
7	1:55.905	42.274	38.288	35.343	168.3	15:17.104	7	2:08.810 B	42.325	38.498	47.987	151.5	15:14.821		
74	Vladimir VERKHOLANTSEV	AND						99	David COSMA-CRISTOFOR	ROU					
PINNACLE MOTORSPORT							PREMA RACING								
1	2:35.680	1:11.897	43.153	40.630	125.3	2:35.680	1	3:38.525	2:20.026	40.775	37.724	89.3	3:38.525		
2	2:05.531	46.359	41.317	37.855	155.4	4:41.211	2	2:06.932	44.976	42.201	39.755	153.7	5:45.457		
3	2:02.140	45.086	39.843	37.211	159.7	6:43.351	3	2:06.169	47.067	40.994	38.108	154.6	7:51.626		
4	1:57.272	42.801	38.701	35.770	166.4	8:40.623	4	1:55.372	41.997	38.127	35.248	169.1	9:46.998		
5	2:01.613	42.563	39.766	39.284	160.4	10:42.236	5	1:55.492	42.013	38.189	35.290	168.9	11:42.490		
6	1:57.496	42.791	38.795	35.910	166.0	12:39.732	6	2:13.585	47.454	44.463	41.668	146.0	13:56.075		
7	2:20.777B	46.471	42.810	51.496	138.6	15:00.509	7	1:55.129	41.847	38.117	35.165	169.4	15:51.204		
77	Lucas PASQUINETTI ®	UAE													
X-GP															
1	4:18.589	2:54.649	43.940	40.000	75.4	4:18.589									
2	1:58.672	43.237	38.985	36.450	164.4	6:17.261									
3	1:58.868	42.916	39.213	36.739	164.1	8:16.129									
4	1:58.225	42.914	39.210	36.101	165.0	10:14.354									
5	1:58.265	42.797	39.169	36.299	165.0	12:12.619									
6	1:58.272	42.872	39.018	36.382	164.9	14:10.891									
7	2:17.113B	45.297	42.707	49.109	142.3	16:28.004									
83	Jaber A. ALSABAH ®	KWT													
XCEL MOTORSPORT															
1	2:57.923	1:35.890	43.020	39.013	109.6	2:57.923									
2	2:07.517	44.493	40.946	42.078	153.0	5:05.440									
3	2:04.477	42.653	38.989	42.835	156.7	7:09.917									
4	1:56.677	42.561	38.577	35.539	167.2	9:06.594									
5	1:58.097	42.445	38.755	36.897	165.2	11:04.691									
6	2:24.407	55.951	46.447	42.009	135.1	13:29.098									
7	1:56.958	42.626	38.747	35.585	166.8	15:26.056									