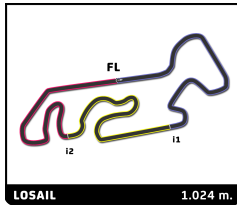




MENA KARTING CHAMPIONSHIP NATIONS CUP



JUNIOR MAX MENA Karting Nations Cup 2024 Qualifying

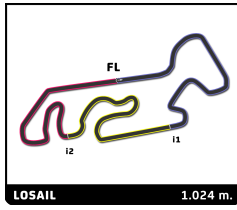
Sector Analysis

— Invalidated Lap ■ Personal Best ■ Session Best B Crossing the pit lane

Lap	Time	Sector 1	Sector 2	Sector 3	Kph	Elapsed	Lap	Time	Sector 1	Sector 2	Sector 3	Kph	Elapsed
200 Tameem HASSIBA QAT ROTAX 125 Junior MAX							5	48.618	17.948	15.367	15.303	75.8	5:33.269
1	2:17.150	1:38.808	22.684	15.658	26.9	2:17.150	6	48.846	18.024	15.523	15.299	75.5	6:22.115
2	49.308	18.213	15.584	15.511	74.8	3:06.458	7	48.748	18.048	15.518	15.182	75.6	7:10.863
3	49.749	19.081	15.398	15.270	74.1	3:56.207							
4	48.693	17.974	15.448	15.271	75.7	4:44.900							
5	48.572	17.873	15.445	15.254	75.9	5:33.472							
6	48.971	18.004	15.589	15.378	75.3	6:22.443							
7	48.837	17.956	15.529	15.352	75.5	7:11.280							
206 Malek MUSTAFA PSE ROTAX 125 Junior MAX							1	2:15.302	1:37.308	22.268	15.726	27.2	2:15.302
1	2:15.302	1:37.308	22.268	15.726	27.2	2:15.302	2	48.384	17.963	15.202	15.219	76.2	3:03.686
2	48.384	17.963	15.202	15.219	76.2	3:03.686	3	48.411	17.922	15.163	15.326	76.1	3:52.097
3	48.411	17.922	15.163	15.326	76.1	3:52.097	4	48.226	17.750	15.186	15.290	76.4	4:40.323
4	48.226	17.750	15.186	15.290	76.4	4:40.323	5	48.281	17.827	15.257	15.197	76.4	5:28.604
5	48.281	17.827	15.257	15.197	76.4	5:28.604	6	48.277	17.824	15.227	15.226	76.4	6:16.881
6	48.277	17.824	15.227	15.226	76.4	6:16.881	7	48.172	17.715	15.134	15.323	76.5	7:05.053
7	48.172	17.715	15.134	15.323	76.5	7:05.053							
207 Khaled NAJJAR BHR ROTAX 125 Junior MAX							1	2:17.385	1:38.300	23.071	16.014	26.8	2:17.385
1	2:17.385	1:38.300	23.071	16.014	26.8	2:17.385	2	49.321	18.208	15.652	15.461	74.7	3:06.706
2	49.321	18.208	15.652	15.461	74.7	3:06.706	3	50.048	18.964	15.604	15.480	73.7	3:56.754
3	50.048	18.964	15.604	15.480	73.7	3:56.754	4	48.939	17.900	15.734	15.305	75.3	4:45.693
4	48.939	17.900	15.734	15.305	75.3	4:45.693	5	58.895	27.320	16.246	15.329	62.6	5:44.588
5	58.895	27.320	16.246	15.329	62.6	5:44.588	6	49.117	18.057	15.687	15.373	75.1	6:33.705
6	49.117	18.057	15.687	15.373	75.1	6:33.705	7	49.431	18.030	15.991	15.410	74.6	7:23.136
7	49.431	18.030	15.991	15.410	74.6	7:23.136							
208 Nathan KAPPEN ARE ROTAX 125 Junior MAX							1	1:22.212	51.320	15.542	15.350	44.8	1:22.212
1	1:22.212	51.320	15.542	15.350	44.8	1:22.212	2	48.885	17.840	15.696	15.349	75.4	2:11.097
2	48.885	17.840	15.696	15.349	75.4	2:11.097	3	48.113	17.720	15.150	15.243	76.6	2:59.210
3	48.113	17.720	15.150	15.243	76.6	2:59.210	4	48.231	17.700	15.216	15.315	76.4	3:47.441
4	48.231	17.700	15.216	15.315	76.4	3:47.441	5	48.238	17.747	15.216	15.275	76.4	4:35.679
5	48.238	17.747	15.216	15.275	76.4	4:35.679	6	48.231	17.697	15.251	15.283	76.4	5:23.910
6	48.231	17.697	15.251	15.283	76.4	5:23.910	7	48.427	17.762	15.370	15.295	76.1	6:12.337
7	48.427	17.762	15.370	15.295	76.1	6:12.337	8	48.421	17.743	15.322	15.356	76.1	7:00.758
8	48.421	17.743	15.322	15.356	76.1	7:00.758							
209 Veer CHOPRA ARE ROTAX 125 Junior MAX							1	2:15.469	1:42.956	17.093	15.420	27.2	2:15.469
1	2:15.469	1:42.956	17.093	15.420	27.2	2:15.469	2	49.193	18.229	15.717	15.247	74.9	3:04.662
2	49.193	18.229	15.717	15.247	74.9	3:04.662	3	48.523	17.846	15.454	15.223	76.0	3:53.185
3	48.523	17.846	15.454	15.223	76.0	3:53.185	4	49.119	18.571	15.361	15.187	75.1	4:42.304
4	49.119	18.571	15.361	15.187	75.1	4:42.304	5	48.504	17.920	15.344	15.240	76.0	5:30.808
5	48.504	17.920	15.344	15.240	76.0	5:30.808	6	48.760	18.024	15.416	15.320	75.6	6:19.568
6	48.760	18.024	15.416	15.320	75.6	6:19.568	7	48.690	17.952	15.368	15.370	75.7	7:08.258
7	48.690	17.952	15.368	15.370	75.7	7:08.258							
210 Roger EL FEGHALI LBN ROTAX 125 Junior MAX							1	2:16.418	1:44.009	16.941	15.468	27.0	2:16.418
1	2:16.418	1:44.009	16.941	15.468	27.0	2:16.418	2	49.360	18.238	15.676	15.446	74.7	3:05.778
2	49.360	18.238	15.676	15.446	74.7	3:05.778	3	48.303	17.870	15.321	15.112	76.3	3:54.081
3	48.303	17.870	15.321	15.112	76.3	3:54.081	4	48.648	18.124	15.404	15.120	75.8	4:42.729
4	48.648	18.124	15.404	15.120	75.8	4:42.729	5	48.455	17.952	15.303	15.200	76.1	5:31.184
5	48.455	17.952	15.303	15.200	76.1	5:31.184	6	48.716	18.036	15.396	15.284	75.7	6:19.900
6	48.716	18.036	15.396	15.284	75.7	6:19.900	7	48.508	17.988	15.282	15.238	76.0	7:08.408
7	48.508	17.988	15.282	15.238	76.0	7:08.408							
205 Danyl Sreyer AISSA DZA ROTAX 125 Junior MAX							1	2:16.789	1:44.389	16.786	15.614	26.9	2:16.789
1	2:16.789	1:44.389	16.786	15.614	26.9	2:16.789	2	49.517	18.351	15.644	15.522	74.4	3:06.306
2	49.517	18.351	15.644	15.522	74.4	3:06.306	3	49.568	18.788	15.498	15.282	74.4	3:55.874
3	49.568	18.788	15.498	15.282	74.4	3:55.874	4	48.777	18.147	15.385	15.245	75.6	4:44.651
4	48.777	18.147	15.385	15.245	75.6	4:44.651							



MENA KARTING CHAMPIONSHIP NATIONS CUP

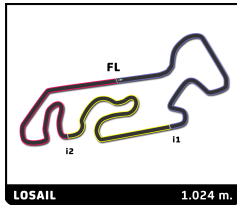


JUNIOR MAX MENA Karting Nations Cup 2024 Qualifying

Sector Analysis

— Invalidated Lap ■ Personal Best ■ Session Best B Crossing the pit lane

Lap	Time	Sector 1	Sector 2	Sector 3	Kph	Elapsed	Lap	Time	Sector 1	Sector 2	Sector 3	Kph	Elapsed
211 Adam ELBASSIONY EGY							216 Faisal AL SARHANI OMN						
ROTAX 125 Junior MAX							ROTAX 125 Junior MAX						
1	2:19.165	1:45.947	17.108	16.110	26.5	2:19.165	1	1:34.484	1:01.720	17.186	15.578	39.0	1:34.484
2	48.312	17.888	15.247	15.177	76.3	3:07.477	2	49.439	18.482	15.473	15.484	74.6	2:23.923
3	50.990	19.690	15.906	15.394	72.3	3:58.467	3	48.896	18.327	15.367	15.202	75.4	3:12.819
4	48.351	17.737	15.491	15.123	76.2	4:46.818	4	49.928	18.160	15.460	16.308	73.8	4:02.747
5	49.029	17.940	15.768	15.321	75.2	5:35.847	5	50.449	18.305	15.270	16.874	73.1	4:53.196
6	48.578	17.830	15.456	15.292	75.9	6:24.425	6	49.474	18.709	15.451	15.314	74.5	5:42.670
7	48.701	17.839	15.431	15.431	75.7	7:13.126	7	48.993	18.259	15.418	15.316	75.2	6:31.663
212 Sameeh AL-AS'AAD JOR							217 Nasser NASS BHR						
ROTAX 125 Junior MAX							ROTAX 125 Junior MAX						
1	1:42.130	1:09.096	16.764	16.270	36.1	1:42.130	1	2:15.806	1:37.751	22.627	15.428	27.1	2:15.806
2	50.673	18.785	15.969	15.919	72.7	2:32.803	2	49.007	18.164	15.773	15.070	75.2	3:04.813
3	50.484	18.600	16.019	15.865	73.0	3:23.287	3	48.437	18.001	15.408	15.028	76.1	3:53.250
4	50.718	18.615	16.035	16.068	72.7	4:14.005	4	48.496	18.029	15.356	15.111	76.0	4:41.746
5	50.950	18.744	16.095	16.111	72.4	5:04.955	5	48.371	17.839	15.398	15.134	76.2	5:30.117
6	51.196	18.803	16.292	16.101	72.0	5:56.151	6	48.393	17.790	15.388	15.215	76.2	6:18.510
7	50.988	18.656	16.085	16.247	72.3	6:47.139	7	48.439	17.881	15.303	15.255	76.1	7:06.949
8	51.055	18.623	16.251	16.181	72.2	7:38.194							
213 Janna AL NUJAIMAN SAU							218 Riyadh YOUSFI MAR						
ROTAX 125 Junior MAX							ROTAX 125 Junior MAX						
1	1:19.646	47.088	16.885	15.673	46.3	1:19.646	1	2:03.355	1:32.269	15.638	15.448	29.9	2:03.355
2	55.720	19.350	17.960	18.410	66.2	2:15.366	2	48.733	18.073	15.394	15.266	75.6	2:52.088
3	50.665	18.175	16.614	15.876	72.8	3:06.031	3	48.571	17.963	15.329	15.279	75.9	3:40.659
4	49.087	18.337	15.299	15.451	75.1	3:55.118	4	48.396	17.878	15.271	15.247	76.2	4:29.055
5	48.610	18.011	15.348	15.251	75.8	4:43.728	5	48.518	17.969	15.329	15.220	76.0	5:17.573
6	48.863	18.096	15.418	15.349	75.4	5:32.591	6	48.578	17.964	15.327	15.287	75.9	6:06.151
7	48.819	18.054	15.411	15.354	75.5	6:21.410	7	48.851	18.145	15.312	15.394	75.5	6:55.002
8	48.984	18.147	15.483	15.354	75.3	7:10.394	8	48.484	17.956	15.251	15.277	76.0	7:43.486
214 Rashid HELAL BHR							219 Ahmad Adeel JAWED QAT						
ROTAX 125 Junior MAX							ROTAX 125 Junior MAX						
1	2:16.669	1:38.010	22.754	15.905	27.0	2:16.669	1	1:38.889	1:07.393	15.898	15.598	37.3	1:38.889
2	49.422	18.268	15.625	15.529	74.6	3:06.091	2	49.093	18.185	15.512	15.396	75.1	2:27.982
3	49.297	18.743	15.433	15.121	74.8	3:55.388	3	48.791	17.991	15.516	15.284	75.6	3:16.773
4	48.791	18.089	15.500	15.202	75.6	4:44.179	4	48.840	17.938	15.577	15.325	75.5	4:05.613
5	48.830	18.104	15.441	15.285	75.5	5:33.009	5	49.496	18.422	15.689	15.385	74.5	4:55.109
6	48.785	18.109	15.533	15.143	75.6	6:21.794	6	49.263	18.121	15.770	15.372	74.8	5:44.372
7	48.905	18.035	15.637	15.233	75.4	7:10.699	7	49.168	18.006	15.724	15.438	75.0	6:33.540
215 Shonal KUNIMAL PSE							220 Danish QUERESHI QAT						
ROTAX 125 Junior MAX							ROTAX 125 Junior MAX						
1	1:15.636	44.693	15.694	15.249	48.7	1:15.636	1	1:30.886	59.379	15.893	15.614	40.6	1:30.886
2	49.212	18.732	15.307	15.173	74.9	2:04.848	2	49.665	18.224	15.719	15.722	74.2	2:20.551
3	48.648	18.191	15.237	15.220	75.8	2:53.496	3	49.511	18.342	15.747	15.422	74.5	3:10.062
4	48.636	18.105	15.292	15.239	75.8	3:42.132	4	50.601	18.105	16.981	15.515	72.9	4:00.663
5	48.661	18.136	15.231	15.294	75.8	4:30.793	5	49.954	18.201	16.060	15.693	73.8	4:50.617
6	48.832	18.079	15.521	15.232	75.5	5:19.625	6	49.397	18.092	15.685	15.620	74.6	5:40.014
7	48.898	18.282	15.291	15.325	75.4	6:08.523	7	49.435	18.107	15.802	15.526	74.6	6:29.449
8	48.802	18.168	15.351	15.283	75.5	6:57.325	8	49.732	18.275	15.701	15.756	74.1	7:19.181
9	48.904	18.257	15.364	15.283	75.4	7:46.229							



JUNIOR MAX

MENA Karting Nations Cup 2024

Qualifying

Sector Analysis

— Invalidated Lap ■ Personal Best ■ Session Best B Crossing the pit lane

Lap	Time	Sector 1	Sector 2	Sector 3	Kph	Elapsed	Lap	Time	Sector 1	Sector 2	Sector 3	Kph	Elapsed	
222	Mikko ARRIES						QAT							
ROTAX 125 Junior MAX														
1	1:24.967	53.233	15.980	15.754	43.4	1:24.967								
2	54.882	20.105	18.148	16.629	67.2	2:19.849								
3	49.428	18.486	15.463	15.479	74.6	3:09.277								
4	50.274	18.123	16.748	15.403	73.3	3:59.551								
5	49.179	18.133	15.495	15.551	75.0	4:48.730								
6	49.095	18.082	15.533	15.480	75.1	5:37.825								
7	48.949	18.024	15.489	15.436	75.3	6:26.774								
8	49.148	18.068	15.563	15.517	75.0	7:15.922								