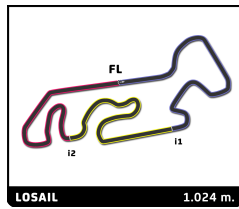




MENA KARTING CHAMPIONSHIP NATIONS CUP



MINI MAX MENA Karting Nations Cup 2024 Final

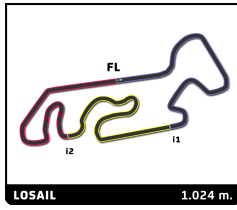
Sector Analysis

— Invalidated Lap ■ Personal Best ■ Session Best B Crossing the pit lane

Lap	Time	Sector 1	Sector 2	Sector 3	Kph	Elapsed	Lap	Time	Sector 1	Sector 2	Sector 3	Kph	Elapsed
100 Saif AL OBAIDLI QAT													
ROTAX 125 Mini MAX													
1	53.527	21.150	16.253	16.124	68.9	53.527	9	50.787	18.648	16.104	16.035	72.6	7:41.699
2	51.182	18.797	16.184	16.201	72.0	1:44.709	10	51.517	18.691	16.157	16.669	71.6	8:33.216
3	50.945	18.832	16.048	16.065	72.4	2:35.654	11	51.171	18.949	16.141	16.081	72.0	9:24.387
4	50.849	18.647	16.199	16.003	72.5	3:26.503	12	50.887	18.667	16.139	16.081	72.4	10:15.274
5	51.145	18.692	16.334	16.119	72.1	4:17.648	13	51.194	18.819	16.170	16.205	72.0	11:06.468
6	50.916	18.864	16.057	15.995	72.4	5:08.564	14	51.256	18.829	16.325	16.102	71.9	11:57.724
7	51.679	18.844	16.263	16.572	71.3	6:00.243	15	51.145	18.761	16.279	16.105	72.1	12:48.869
8	50.868	18.662	16.185	16.021	72.5	6:51.111	16	51.030	18.822	16.140	16.068	72.2	13:39.899
9	50.814	18.684	16.150	15.980	72.5	7:41.925	17	51.502	19.348	16.103	16.051	71.6	14:31.401
10	50.949	18.717	16.115	16.117	72.4	8:32.874	18	51.241	18.839	16.260	16.142	71.9	15:22.642
11	50.988	18.730	16.115	16.143	72.3	9:23.862	19	51.844	19.261	16.115	16.468	71.1	16:14.486
12	51.049	18.621	16.346	16.082	72.2	10:14.911	20	51.140	18.741	16.167	16.232	72.1	17:05.626
13	51.179	18.708	16.341	16.130	72.0	11:06.090							
14	51.098	18.711	16.260	16.127	72.1	11:57.188							
15	51.588	18.815	16.606	16.167	71.5	12:48.776							
16	50.930	18.687	16.041	16.202	72.4	13:39.706							
17	51.270	19.045	16.074	16.151	71.9	14:30.976							
18	51.582	18.823	16.576	16.183	71.5	15:22.558							
19	51.379	19.042	16.221	16.116	71.7	16:13.937							
20	51.225	18.861	16.258	16.106	72.0	17:05.162							
101 Tamem MUSTAFA PSE													
ROTAX 125 Mini MAX													
1	54.240	21.764	16.391	16.085	68.0	54.240							
2	52.041	19.921	15.980	16.140	70.8	1:46.281							
3	51.127	18.866	16.140	16.121	72.1	2:37.408							
4	50.751	18.740	15.922	16.089	72.6	3:28.159							
5	50.766	18.672	15.872	16.222	72.6	4:18.925							
6	50.633	18.710	15.878	16.045	72.8	5:09.558							
7	50.805	18.698	15.882	16.225	72.6	6:00.363							
8	50.979	18.760	16.176	16.043	72.3	6:51.342							
9	50.883	18.832	16.044	16.007	72.4	7:42.225							
10	50.806	18.692	15.993	16.121	72.6	8:33.031							
11	50.908	18.801	16.027	16.080	72.4	9:23.939							
12	51.099	18.779	16.253	16.067	72.1	10:15.038							
13	51.258	18.695	16.352	16.211	71.9	11:06.296							
14	51.054	18.666	16.358	16.030	72.2	11:57.350							
15	51.161	18.750	16.332	16.079	72.1	12:48.511							
16	51.083	18.716	16.038	16.329	72.2	13:39.594							
17	51.431	19.471	15.919	16.041	71.7	14:31.025							
18	51.686	18.835	16.842	16.009	71.3	15:22.711							
19	51.556	19.263	16.165	16.128	71.5	16:14.267							
20	51.128	18.646	16.328	16.154	72.1	17:05.395							
102 Ahmed AL KHALIFA BHR													
ROTAX 125 Mini MAX													
1	53.202	20.894	16.190	16.118	69.3	53.202							
2	51.568	18.891	16.153	16.524	71.5	1:44.770							
3	51.218	18.977	16.173	16.068	72.0	2:35.988							
4	50.892	18.735	16.130	16.027	72.4	3:26.880							
5	50.928	18.713	16.125	16.090	72.4	4:17.808							
6	51.062	18.903	16.113	16.046	72.2	5:08.870							
7	51.148	18.790	16.104	16.254	72.1	6:00.018							
8	50.894	18.666	16.185	16.043	72.4	6:50.912							
103 Omar BOUYACOB MAR													
ROTAX 125 Mini MAX													
1	55.505	22.156	16.815	16.534	66.4	55.505							
2	53.598	19.784	17.346	16.468	68.8	1:49.103							
3	52.067	19.195	16.407	16.465	70.8	2:41.170							
4	52.473	19.412	16.533	16.528	70.3	3:33.643							
5	51.748	19.039	16.331	16.378	71.2	4:25.391							
6	52.169	19.182	16.664	16.323	70.7	5:17.560							
7	51.943	19.079	16.439	16.425	71.0	6:09.503							
8	52.070	19.203	16.352	16.515	70.8	7:01.573							
9	52.345	19.245	16.636	16.464	70.4	7:53.918							
10	51.702	18.996	16.374	16.332	71.3	8:45.620							
11	51.968	19.249	16.389	16.330	70.9	9:37.588							
12	51.952	19.336	16.294	16.322	71.0	10:29.540							
13	51.997	19.128	16.362	16.507	70.9	11:21.537							
14	51.699	19.002	16.429	16.268	71.3	12:13.236							
15	52.151	19.180	16.570	16.401	70.7	13:05.387							
16	51.760	18.995	16.419	16.346	71.2	13:57.147							
17	52.543	19.043	17.062	16.438	70.2	14:49.690							
18	51.445	18.998	16.227	16.220	71.7	15:41.135							
19	51.989	19.040	16.203	16.746	70.9	16:33.124							
20	51.730	19.122	16.299	16.309	71.3	17:24.854							
104 Abulrazzaq ALQURAISHI SAU													
ROTAX 125 Mini MAX													
1	54.782	21.725	16.695	16.362	67.3	54.782							
2	1:03.575	19.856	27.540	16.179	58.0	1:58.357							
3	51.446	18.832	16.362	16.252	71.7	2:49.803							
4	51.666	18.746	16.620	16.300	71.4	3:41.469							
5	51.239	18.673	16.330	16.236	71.9	4:32.708							
6	51.397	18.844	16.309	16.244	71.7	5:24.105							
7	51.242	18.757	16.322	16.163	71.9	6:15.347							
8	51.333	18.874	16.250	16.209	71.8	7:06.680							
9	51.225	18.855	16.230	16.140	72.0	7:57.905							
10	51.406	18.793	16.404	16.209	71.7	8:49.311							
11	51.616	18.894	16.289	16.433	71.4	9:40.927							
12	51.069	18.664	16.267	16.138	72.2	10:31.996							
13	51.092	18.640	16.270	16.182	72.2	11:23.088							
14	51.309	18.820	16.278	16.211	71.8	12:14.397							
15	51.312	18.809	16.319	16.184	71.8	13:05.709							
16	51.588	18.837	16.571	16.180	71.5	13:57.297							
17	52.178	19.034	16.800	16.344	70.7	14:49.475							
18	51.386	18.728	16.359	16.299	71.7	15:40.861							
19	52.502	19.026	16.192	17.284	70.2	16:33.363							



MENA KARTING CHAMPIONSHIP NATIONS CUP

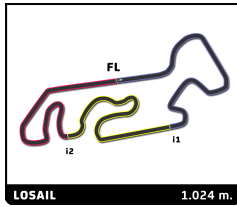


MINI MAX MENA Karting Nations Cup 2024 Final

Sector Analysis

— Invalidated Lap ■ Personal Best ■ Session Best B Crossing the pit lane

Lap	Time	Sector 1	Sector 2	Sector 3	Kph	Elapsed	Lap	Time	Sector 1	Sector 2	Sector 3	Kph	Elapsed
20	51.674	19.126	16.455	16.093	71.3	17:25.037	8	50.907	18.599	16.148	16.160	72.4	6:49.403
105 Faris HAROUN ARE							9	50.853	18.629	16.126	16.098	72.5	7:40.256
ROTAX 125 Mini MAX							10	50.811	18.650	16.116	16.045	72.6	8:31.067
1	52.560	20.262	16.213	16.085	70.1	52.560	11	50.918	18.565	16.223	16.130	72.4	9:21.985
2	50.876	18.666	16.147	16.063	72.5	1:43.436	12	50.645	18.549	16.060	16.036	72.8	10:12.630
3	50.762	18.614	16.067	16.081	72.6	2:34.198	13	50.807	18.602	16.107	16.098	72.6	11:03.437
4	50.794	18.638	16.111	16.045	72.6	3:24.992	14	50.836	18.667	16.017	16.152	72.5	11:54.273
5	50.749	18.531	16.153	16.065	72.6	4:15.741	15	50.763	18.598	16.042	16.123	72.6	12:45.036
6	50.706	18.523	16.116	16.067	72.7	5:06.447	16	50.881	18.598	16.167	16.116	72.5	13:35.917
7	50.662	18.472	16.140	16.050	72.8	5:57.109	17	50.861	18.707	16.098	16.056	72.5	14:26.778
8	50.685	18.567	16.055	16.063	72.7	6:47.794	18	50.947	18.737	16.134	16.076	72.4	15:17.725
9	50.768	18.573	16.145	16.050	72.6	7:38.562	19	51.052	18.827	16.135	16.090	72.2	16:08.777
10	50.834	18.579	16.268	15.987	72.5	8:29.396	20	50.935	18.695	16.120	16.120	72.4	16:59.712
11	50.843	18.590	16.157	16.096	72.5	9:20.239	108 Austin Ian GRAY QAT						
12	50.613	18.468	16.122	16.023	72.8	10:10.852	ROTAX 125 Mini MAX						
13	50.645	18.438	16.143	16.064	72.8	11:01.497	1	54.928	21.977	16.696	16.255	67.1	54.928
14	50.769	18.529	16.134	16.106	72.6	11:52.266	2	57.493	19.642	21.634	16.217	64.1	1:52.421
15	50.649	18.481	16.078	16.090	72.8	12:42.915	3	51.181	18.857	16.159	16.165	72.0	2:43.602
16	50.702	18.486	16.087	16.129	72.7	13:33.617	4	50.927	18.729	16.200	15.998	72.4	3:34.529
17	50.748	18.528	16.127	16.093	72.6	14:24.365	5	51.238	18.809	16.273	16.156	71.9	4:25.767
18	50.718	18.581	16.070	16.067	72.7	15:15.083	6	51.327	18.941	16.308	16.078	71.8	5:17.094
19	50.588	18.420	16.126	16.042	72.9	16:05.671	7	51.039	18.691	16.264	16.084	72.2	6:08.133
20	51.062	18.532	16.084	16.446	72.2	16:56.733	8	51.255	18.763	16.257	16.235	71.9	6:59.388
106 Aymen MACKI OMN							9	51.335	18.905	16.256	16.174	71.8	7:50.723
ROTAX 125 Mini MAX							10	51.213	18.797	16.244	16.172	72.0	8:41.936
1	54.068	21.510	16.383	16.175	68.2	54.068	11	51.307	18.835	16.343	16.129	71.8	9:33.243
2	52.859	20.393	16.252	16.214	69.7	1:46.927	12	51.125	18.711	16.211	16.203	72.1	10:24.368
3	51.335	18.997	16.174	16.164	71.8	2:38.262	13	51.215	18.789	16.251	16.175	72.0	11:15.583
4	51.680	19.043	16.431	16.206	71.3	3:29.942	14	51.366	18.943	16.232	16.191	71.8	12:06.949
5	51.410	18.972	16.368	16.070	71.7	4:21.352	15	51.144	18.810	16.188	16.146	72.1	12:58.093
6	51.392	18.829	16.399	16.164	71.7	5:12.744	16	51.183	18.774	16.300	16.109	72.0	13:49.276
7	51.474	19.049	16.264	16.161	71.6	6:04.218	17	51.343	18.839	16.316	16.188	71.8	14:40.619
8	51.274	18.795	16.427	16.052	71.9	6:55.492	18	51.171	18.741	16.290	16.140	72.0	15:31.790
9	51.494	18.955	16.343	16.196	71.6	7:46.986	19	51.076	18.746	16.224	16.106	72.2	16:22.866
10	51.443	18.972	16.362	16.109	71.7	8:38.429	20	51.018	18.763	16.203	16.052	72.3	17:13.884
11	51.444	19.072	16.335	16.037	71.7	9:29.873	109 Roslan Sryer AISSA DZA						
12	51.535	18.899	16.464	16.172	71.5	10:21.408	ROTAX 125 Mini MAX						
13	51.349	18.944	16.376	16.029	71.8	11:12.757	1	52.227	19.958	16.146	16.123	70.6	52.227
14	51.479	18.945	16.373	16.161	71.6	12:04.236	2	50.754	18.578	16.112	16.064	72.6	1:42.981
15	51.335	18.869	16.274	16.192	71.8	12:55.571	3	50.782	18.600	16.167	16.015	72.6	2:33.763
16	51.577	19.026	16.410	16.141	71.5	13:47.148	4	50.618	18.580	16.095	15.943	72.8	3:24.381
17	51.342	18.831	16.394	16.117	71.8	14:38.490	5	50.569	18.558	16.057	15.954	72.9	4:14.950
18	51.432	18.990	16.299	16.143	71.7	15:29.922	6	50.777	18.646	16.084	16.047	72.6	5:05.727
19	51.352	18.937	16.353	16.062	71.8	16:21.274	7	50.644	18.529	16.095	16.020	72.8	5:56.371
20	51.610	18.991	16.524	16.095	71.4	17:12.884	8	50.715	18.605	16.145	15.965	72.7	6:47.086
107 Joe MOURAD LBN							9	50.950	18.633	16.197	16.120	72.4	7:38.036
ROTAX 125 Mini MAX							10	50.759	18.648	16.170	15.941	72.6	8:28.795
1	52.877	20.551	16.179	16.147	69.7	52.877	11	50.808	18.664	16.091	16.053	72.6	9:19.603
2	51.004	18.894	16.069	16.041	72.3	1:43.881	12	50.713	18.531	16.148	16.034	72.7	10:10.316
3	50.782	18.662	16.091	16.029	72.6	2:34.663	13	50.825	18.654	16.075	16.096	72.5	11:01.141
4	50.895	18.723	16.118	16.054	72.4	3:25.558	14	50.612	18.561	16.033	16.018	72.8	11:51.753
5	51.113	18.806	16.170	16.137	72.1	4:16.671	15	50.644	18.565	16.068	16.011	72.8	12:42.397
6	50.923	18.718	16.134	16.071	72.4	5:07.594	16	50.669	18.596	16.038	16.035	72.8	13:33.066
7	50.902	18.676	16.157	16.069	72.4	5:58.496	17	50.776	18.563	16.155	16.058	72.6	14:23.842
							18	50.892	18.652	16.150	16.090	72.4	15:14.734



MINI MAX

MENA Karting Nations Cup 2024

Final

Sector Analysis

— Invalidated Lap
 ■ Personal Best
 ■ Session Best
 B Crossing the pit lane

Lap	Time	Sector 1	Sector 2	Sector 3	Kph	Elapsed	Lap	Time	Sector 1	Sector 2	Sector 3	Kph	Elapsed
19	50.716	18.571	16.131	16.014	72.7	16:05.450							
20	51.297	18.543	16.043	16.711	71.9	16:56.747							