

Qatar Touring Car Championship

Qatar 1812 KM

Race 1 (10 Laps, 53.9 km. / Max. 35 Minutes)

Provisional Classification

No	Driver	Nat	Team	Car	Cl.	Laps	Total Time	Gap	Kph	Best Lap		
										Lap	Time	Kph
1	96 ABDULLA ALI ALKKHELAIFI	QAT		Honda S2000	QTCC	10	23:36.980	-	136.9	2	2:20.410	138.9
2	42 AHMED ALASIRI	QAT		Honda CIVIC	QTCC	10	23:58.825	+21.845	134.9	6	2:22.786	136.6
3	5 IBRAHIM AL ABDULGHANI	QAT		Honda S2000	QTCC	10	24:22.700	+45.720	132.7	5	2:25.011	134.5
4	23 IBRAHIM AL-MANNAI	QAT		Toyota GT 86	QTCC	10	24:39.020	+1:02.040	131.2	5	2:27.387	132.3
5	89 ALI EMADADHI	QAT		Acura RSX Type S	QTCC	10	24:39.214	+1:02.234	131.2	10	2:26.314	133.3
6	77 OMRAN KARAMA	PSE		Toyota GT 86	QTCC	10	25:36.954	+1:59.974	126.2	6	2:32.205	128.1
7	3 SAEED AL HAJRI	QAT		Toyota GT 86	QTCC	10	26:01.495	+2:24.515	124.3	9	2:32.624	127.8
8	8 YOUSEF AL-JABRI	QAT		Toyota GT 86	QTCC	10	26:05.027	+2:28.047	124.0	8	2:32.531	127.9
9	99 MOHAMMED EMADADHI	QAT		Renault Clio RS	QTCC	9	24:58.696	1 Lap	116.5	2	2:41.206	121.0
10	11 ABDULAZIZ AL JABRI	QAT		Honda CIVIC	QTCC	9	25:13.295	1 Lap	115.3	4	2:38.988	122.7
11	1 GHANIN AL MADHEED	QAT		Lotus Falis	QTCC	8	23:45.934	2 Laps	108.7	3	2:20.806	138.5
12	100 MOHAMED MARZOUQ AL BUAINAIN	QAT		Honda CIVIC	QTCC	7	20:09.653	3 Laps	112.0	2	2:42.371	120.1
Not Started												
92	ABDULAZIZ AL-SAYED	QAT		Honda CIVIC	QTCC							
10	NASSER SHEGHAIL	QAT		Honda CIVIC	QTCC							
74	MANSOUR AL-HAJRI	QAT		Toyota GT 86	QTCC							
85	MOHD AL MAHMOUD	QAT		Toyota GT 86	QTCC							

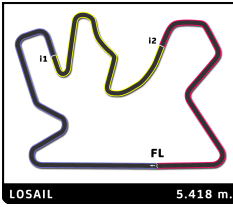
Pole Position:	ABDULLA ALI ALKKHELAIFI	2:21.154	138.2 Kph
Fastest Lap:	Lap2 ABDULLA ALI ALKKHELAIFI	2:20.410	138.9 Kph

The results are provisional until the end of the limit for protests and appeals.
The limit time for protests expires 30' after publication of results.-Time.....

Published at:

Track Status: **DRY**

Race Director Franck VAYSSIÉ	Timekeeper Lluís PORQUERAS
--	--------------------------------------



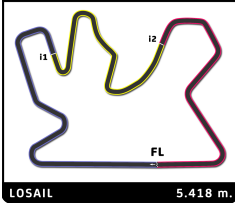
Qatar Touring Car Championship

Qatar 1812 KM

Race 1

Fastest Lap Sequence

Elapsed	No	Driver	Team	Car	Class	Time	Kph	Lap
4:42.041	96	ABDULLA ALI ALKHELAIF		Honda S2000	QTCC	2:20.410	138.9	2



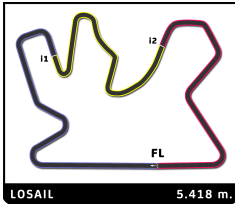
Qatar Touring Car Championship

Qatar 1812 KM

Race 1

Leader Sequence by Class

No	Driver	Team	Car	Start Lap	End Lap	Laps	Total Laps
QTCC							
96	ABDULLA ALI ALKKHELAIFI		Honda S2000	1	10	10	10



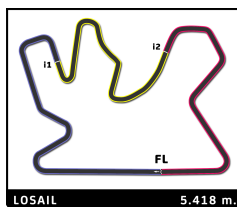
Qatar Touring Car Championship

Qatar 1812 KM

Race 1

Best Top Speed

No	Driver	Team	Class	Top 1		Top 2		Top 3		Top 4		Top 5		Avg
				Kph	Lap	Kph	Lap	Kph	Lap	Kph	Lap	Kph	Lap	
89	ALI EMADADHI		QTCC	201.5	2	200.7	7	200.7	6	200.4	10	199.6	9	200.6
1	GHANIN AL MADHEED		QTCC	200.7	7	199.3	6	198.5	3	197.4	5	196.7	4	198.5
42	AHMED ALASIRI		QTCC	200.4	2	199.3	7	198.9	3	198.2	5	197.4	10	198.8
5	IBRAHIM AL ABDULGHANI		QTCC	196.7	7	196.0	2	195.3	8	194.6	9	194.2	3	195.4
96	ABDULLA ALI ALKKHELAIFI		QTCC	196.4	2	195.7	7	195.3	8	194.2	9	194.2	5	195.2
11	ABDULAZIZ AL JABRI		QTCC	194.9	4	194.6	5	193.9	3	193.5	2	186.2	7	192.6
3	SAEED AL HAJRI		QTCC	192.2	8	190.8	6	188.5	9	187.5	7	187.5	4	189.3
100	MOHAMED MARZOUQ AL B		QTCC	187.8	2	185.2	3	180.6	4	172.5	7	170.3	5	179.3
23	IBRAHIM AL-MANNAI		QTCC	186.9	2	184.9	7	184.6	10	184.6	8	184.6	6	185.1
8	YOUSEF AL-JABRI		QTCC	185.9	3	185.2	2	184.3	10	183.4	8	183.4	6	184.4
99	MOHAMMED EMADADHI		QTCC	185.9	3	185.6	2	184.9	6	182.7	7	181.8	8	184.2
77	OMRAN KARAMA		QTCC	182.4	2	180.9	8	180.6	3	180.3	6	180.0	7	180.8
10	NASSER SHEGHAIL		QTCC											
74	MANSOUR AL-HAJRI		QTCC											
92	ABDULAZIZ AL-SAYED		QTCC											
85	MOHD AL MAHMOUD		QTCC											



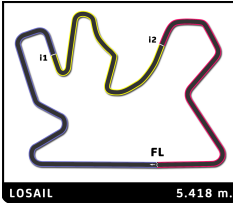
Qatar Touring Car Championship

Qatar 1812 KM

Race 1

Best Sector Times

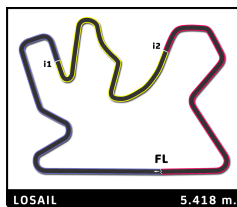
Sector 1			Sector 2			Sector 3			Ideal Lap	Best Lap	
Pos	No Driver	Time	No Driver	Time	No Driver	Time	Pos	No Driver			
1	96 A.ALI ALKKhELAIFI	51.852	96 A.ALI ALKKhELAIFI	45.255	96 A.ALI ALKKhELAIFI	42.697	1	96 A.ALI ALKKhELAIFI	2:19.804	2:20.410	(1)
2	1 G.AL MADHEED	51.923	1 G.AL MADHEED	45.530	1 G.AL MADHEED	42.802	2	1 G.AL MADHEED	2:20.255	2:20.806	(2)
3	42 A.ALASIRI	52.461	42 A.ALASIRI	45.947	42 A.ALASIRI	43.827	3	42 A.ALASIRI	2:22.235	2:22.786	(3)
4	5 I.AL ABDULGHANI	53.256	5 I.AL ABDULGHANI	47.087	5 I.AL ABDULGHANI	43.959	4	5 I.AL ABDULGHANI	2:24.302	2:25.011	(4)
5	89 A.EMADADHI	53.581	89 A.EMADADHI	47.444	23 I.AL-MANNAI	44.855	5	89 A.EMADADHI	2:26.314	2:26.314	(5)
6	23 I.AL-MANNAI	54.122	23 I.AL-MANNAI	47.747	89 A.EMADADHI	45.289	6	23 I.AL-MANNAI	2:26.724	2:27.387	(6)
7	8 Y.AL-JABRI	55.593	8 Y.AL-JABRI	48.642	77 O.KARAMA	46.732	7	77 O.KARAMA	2:31.661	2:32.205	(7)
8	3 S.AL HAJRI	55.847	77 O.KARAMA	48.860	3 S.AL HAJRI	47.009	8	3 S.AL HAJRI	2:32.252	2:32.624	(9)
9	77 O.KARAMA	56.069	3 S.AL HAJRI	49.396	8 Y.AL-JABRI	48.247	9	8 Y.AL-JABRI	2:32.482	2:32.531	(8)
10	11 A.AL JABRI	58.025	11 A.AL JABRI	50.922	11 A.AL JABRI	49.281	10	11 A.AL JABRI	2:38.228	2:38.988	(10)
11	99 M.EMADADHI	58.488	100 M.MARZOUQ AL BUAINAIN	51.265	99 M.EMADADHI	50.383	11	100 M.MARZOUQ AL BUAINAIN	2:40.616	2:42.371	(12)
12	100 M.MARZOUQ AL BUAINAIN	58.954	99 M.EMADADHI	51.953	100 M.MARZOUQ AL BUAINAIN	50.397	12	99 M.EMADADHI	2:40.824	2:41.206	(11)



Qatar Touring Car Championship
Qatar 1812 KM
Race 1

Lap Chart

No	Pos	Grid	Lap											
			1	2	3	4	5	6	7	8	9	10		
96	1	96	96	96	96	96	96	96	96	96	96	96	96	96
1	2	1	1	1	1	1	1	1	42	42	42	42	42	42
42	3	42	42	42	42	42	42	42	5	5	5	5	5	5
23	4	23	5	5	5	5	5	5	23	23	23	23	23	23
5	5	5	23	23	23	23	23	23	89	89	89	89	89	89
92	6	92	89	89	89	89	89	89	77	77	77	77	77	77
89	7	89	77	77	77	77	77	77	8	8	3	3	3	3
77	8	77	11	11	8	8	8	8	3	3	8	8	8	8
11	9	11	3	8	11	3	3	3	11	99	99	99	99	99
3	10	3	8	3	3	11	11	11	99	11	11	11	11	11
8	11	8	100	100	100	100	100	100	100	1	1	1	1	1
99	12	99	99	99	99	99	99	99	1	1	1	1	1	1
100	13	100	100	100	100	100	100	100	100	100	100	100	100	100
10	14	10	10	10	10	10	10	10	10	10	10	10	10	10
74	15	74	74	74	74	74	74	74	74	74	74	74	74	74
85	16	85	85	85	85	85	85	85	85	85	85	85	85	85



Qatar Touring Car Championship

Qatar 1812 KM

Race 1 (10 Laps, 53.9 km. / Max. 35 Minutes)

Provisional Classification

No	Driver	Nat	Team	Car	Cl.	Laps	Total Time	Gap	Kph	Best Lap		
										Lap	Time	Kph
1	96 ABDULLA ALI ALKKHELAIFI	QAT		Honda S2000	QTCC	10	23:36.980	-	136.9	2	2:20.410	138.9
2	42 AHMED ALASIRI	QAT		Honda CIVIC	QTCC	10	23:58.825	+21.845	134.9	6	2:22.786	136.6
3	5 IBRAHIM AL ABDULGHANI	QAT		Honda S2000	QTCC	10	24:22.700	+45.720	132.7	5	2:25.011	134.5
4	23 IBRAHIM AL-MANNAI	QAT		Toyota GT 86	QTCC	10	24:39.020	+1:02.040	131.2	5	2:27.387	132.3
5	89 ALI EMADADHI	QAT		Acura RSX Type S	QTCC	10	24:39.214	+1:02.234	131.2	10	2:26.314	133.3
6	77 OMRAN KARAMA	PSE		Toyota GT 86	QTCC	10	25:36.954	+1:59.974	126.2	6	2:32.205	128.1
7	3 SAEED AL HAJRI	QAT		Toyota GT 86	QTCC	10	26:01.495	+2:24.515	124.3	9	2:32.624	127.8
8	8 YOUSEF AL-JABRI	QAT		Toyota GT 86	QTCC	10	26:05.027	+2:28.047	124.0	8	2:32.531	127.9
9	99 MOHAMMED EMADADHI	QAT		Renault Clio RS	QTCC	9	24:58.696	1 Lap	116.5	2	2:41.206	121.0
10	11 ABDULAZIZ AL JABRI	QAT		Honda CIVIC	QTCC	9	25:13.295	1 Lap	115.3	4	2:38.988	122.7
11	1 GHANIN AL MADHEED	QAT		Lotus Falis	QTCC	8	23:45.934	2 Laps	108.7	3	2:20.806	138.5
12	100 MOHAMED MARZOUQ AL BUAINAIN	QAT		Honda CIVIC	QTCC	7	20:09.653	3 Laps	112.0	2	2:42.371	120.1
Not Started												
92	ABDULAZIZ AL-SAYED	QAT		Honda CIVIC	QTCC							
10	NASSER SHEGHAIL	QAT		Honda CIVIC	QTCC							
74	MANSOUR AL-HAJRI	QAT		Toyota GT 86	QTCC							
85	MOHD AL MAHMOUD	QAT		Toyota GT 86	QTCC							

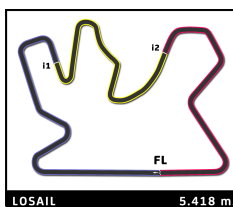
Pole Position:	ABDULLA ALI ALKKHELAIFI	2:21.154	138.2 Kph
Fastest Lap:	Lap2 ABDULLA ALI ALKKHELAIFI	2:20.410	138.9 Kph

The results are provisional until the end of the limit for protests and appeals.
The limit time for protests expires 30' after publication of results.-Time.....

Published at:

Track Status: **DRY**

Race Director Franck VAYSSIÉ	Timekeeper Lluís PORQUERAS
--	--------------------------------------



Qatar Touring Car Championship

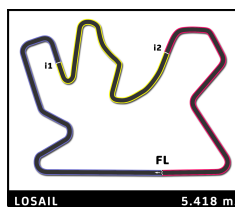
Qatar 1812 KM

Race 1

Sector Analysis

— Invalidated Lap ■ Personal Best ■ Session Best B Crossing the pit lane

Lap	Time	Sector 1	Sector 2	Sector 3	Kph	Elapsed	Lap	Time	Sector 1	Sector 2	Sector 3	Kph	Elapsed
1 GHANIN AL MADHEED QAT													
Lotus Falis													
1	2:22.469	53.827	45.530	43.112	129.8	2:22.469	5	2:49.456	1:01.064	55.253	53.139	115.1	13:30.866
2	2:21.427	52.367	46.216	42.844	137.9	4:43.896	6	2:48.619	1:02.170	54.266	52.183	115.7	16:19.485
3	2:20.806	52.217	45.787	42.802	138.5	7:04.702	7	2:54.603	1:03.304	55.262	56.037	111.7	19:14.088
4	2:21.375	51.923	45.679	43.773	138.0	9:26.077	8	3:02.304	1:04.352	1:00.711	57.241	107.0	22:16.392
5	2:22.233	52.316	46.744	43.173	137.1	11:48.310	9	2:56.903	1:03.152	57.502	56.249	110.3	25:13.295
6	2:21.463	51.929	46.181	43.353	137.9	14:09.773							
7	6:48.816 B	56.844	59.897	4:52.075	47.7	20:58.589							
8	2:47.345	1:17.668	46.148	43.529	116.6	23:45.934							
3 SAEEED AL HAJRI QAT							23 IBRAHIM AL-MANNAI QAT						
Toyota GT 86							Toyota GT 86						
1	2:42.694	1:01.316	51.454	49.924	113.7	2:42.694	1	2:28.872	56.033	47.928	44.911	124.2	2:28.872
2	2:41.058	1:00.224	51.394	49.440	121.1	5:23.752	2	2:28.268	54.356	48.069	45.843	131.6	4:57.140
3	2:39.119	57.999	51.664	49.456	122.6	8:02.871	3	2:27.677	54.735	48.087	44.855	132.1	7:24.817
4	2:35.707	57.800	49.937	47.970	125.3	10:38.578	4	2:27.531	54.624	48.013	44.894	132.2	9:52.348
5	2:34.430	57.112	49.639	47.679	126.3	13:13.008	5	2:27.387	54.716	47.747	44.924	132.3	12:19.735
6	2:34.407	55.887	49.723	48.797	126.3	15:47.415	6	2:27.920	55.045	47.877	44.998	131.9	14:47.655
7	2:33.582	56.320	50.090	47.172	127.0	18:20.997	7	2:27.585	54.122	48.214	45.249	132.2	17:15.240
8	2:32.822	56.135	49.678	47.009	127.6	20:53.819	8	2:27.810	54.235	48.025	45.550	132.0	19:43.050
9	2:32.624	55.847	49.396	47.381	127.8	23:26.443	9	2:27.696	54.372	47.874	45.450	132.1	22:10.746
10	2:35.052	57.399	49.921	47.732	125.8	26:01.495	10	2:28.274	54.782	48.104	45.388	131.5	24:39.020
5 IBRAHIM AL ABDULGHANI QAT							42 AHMED ALASIRI QAT						
Honda S2000							Honda CIVIC						
1	2:27.304	55.319	48.026	43.959	125.6	2:27.304	1	2:25.099	55.065	46.146	43.888	127.5	2:25.099
2	2:25.827	53.864	47.869	44.094	133.8	4:53.131	2	2:23.339	52.461	45.947	44.931	136.1	4:48.438
3	2:26.031	53.567	47.635	44.829	133.6	7:19.162	3	2:22.802	52.731	46.221	43.850	136.6	7:11.240
4	2:25.706	54.005	47.428	44.273	133.9	9:44.868	4	2:23.537	52.946	46.433	44.158	135.9	9:34.777
5	2:25.011	53.397	47.087	44.527	134.5	12:09.879	5	2:23.888	52.808	46.797	44.283	135.6	11:58.665
6	2:26.470	53.583	47.430	45.457	133.2	14:36.349	6	2:22.786	52.703	46.256	43.827	136.6	14:21.451
7	2:26.441	53.410	47.782	45.249	133.2	17:02.790	7	2:23.533	52.603	46.683	44.247	135.9	16:44.984
8	2:26.814	54.061	47.763	44.990	132.9	19:29.604	8	2:25.955	53.593	46.638	45.724	133.6	19:10.939
9	2:25.667	53.256	47.562	44.849	133.9	21:55.271	9	2:23.955	53.211	46.726	44.018	135.5	21:34.894
10	2:27.429	53.815	48.341	45.273	132.3	24:22.700	10	2:23.931	52.800	46.446	44.685	135.5	23:58.825
8 YOUSEF AL-JABRI QAT							77 OMRAN KARAMA PSE						
Toyota GT 86							Toyota GT 86						
1	2:42.970	1:02.571	50.705	49.694	113.5	2:42.970	1	2:34.103	58.431	48.940	46.732	120.0	2:34.103
2	2:40.223	59.220	51.772	49.231	121.7	5:23.193	2	2:33.122	56.710	48.919	47.493	127.4	5:07.225
3	2:36.970	57.857	50.545	48.568	124.3	8:00.163	3	2:32.361	56.530	48.910	46.921	128.0	7:39.586
4	2:35.534	57.080	49.812	48.642	125.4	10:35.697	4	2:33.060	56.947	48.957	47.156	127.4	10:12.646
5	2:36.273	57.184	50.147	48.942	124.8	13:11.970	5	2:33.897	56.721	49.199	47.977	126.7	12:46.543
6	2:34.591	56.067	49.627	48.897	126.2	15:46.561	6	2:32.205	56.069	48.860	47.276	128.1	15:18.748
7	2:33.668	55.718	49.635	48.315	126.9	18:20.229	7	2:32.832	56.239	49.458	47.135	127.6	17:51.580
8	2:32.531	55.642	48.642	48.247	127.9	20:52.760	8	2:33.451	56.415	49.610	47.426	127.1	20:25.031
9	2:33.899	55.593	48.870	49.436	126.7	23:26.659	9	2:34.270	56.807	49.727	47.736	126.4	22:59.301
10	2:38.368	57.196	49.765	51.407	123.2	26:05.027	10	2:37.653	57.048	50.993	49.612	123.7	25:36.954
11 ABDULAZIZ AL JABRI QAT							89 ALI EMADADHI QAT						
Honda CIVIC							Acura RSX Type S						
1	2:42.598	1:00.840	50.922	50.836	113.8	2:42.598	1	2:30.830	57.092	48.049	45.689	122.6	2:30.830
2	2:40.086	59.342	51.357	49.387	121.8	5:22.684	2	2:27.916	54.227	47.786	45.903	131.9	4:58.746
3	2:39.738	58.156	51.203	50.379	122.1	8:02.422	3	2:27.774	54.109	47.611	46.054	132.0	7:26.520
4	2:38.988	58.025	51.682	49.281	122.7	10:41.410	4	2:27.872	54.168	47.803	45.901	131.9	9:54.392
							5	2:28.098	54.182	48.076	45.840	131.7	12:22.490
							6	2:27.220	53.756	47.647	45.817	132.5	14:49.710
							7	2:27.745	53.966	47.796	45.983	132.0	17:17.455
							8	2:27.561	54.289	47.458	45.814	132.2	19:45.016
							9	2:27.884	53.834	47.903	46.147	131.9	22:12.900
							10	2:26.314	53.581	47.444	45.289	133.3	24:39.214



Qatar Touring Car Championship

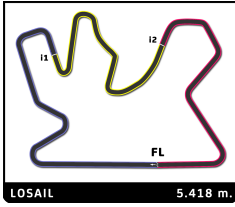
Qatar 1812 KM

Race 1

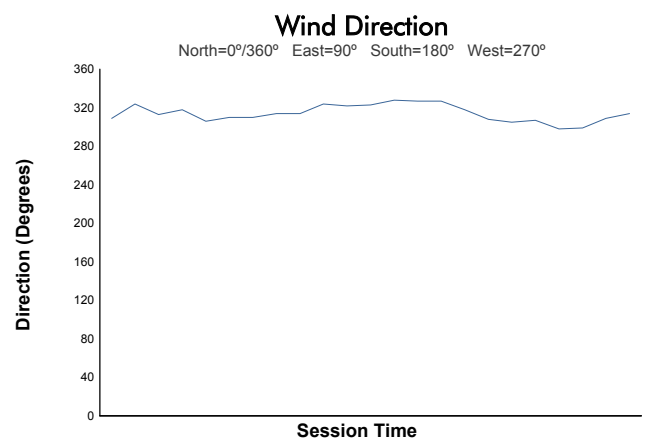
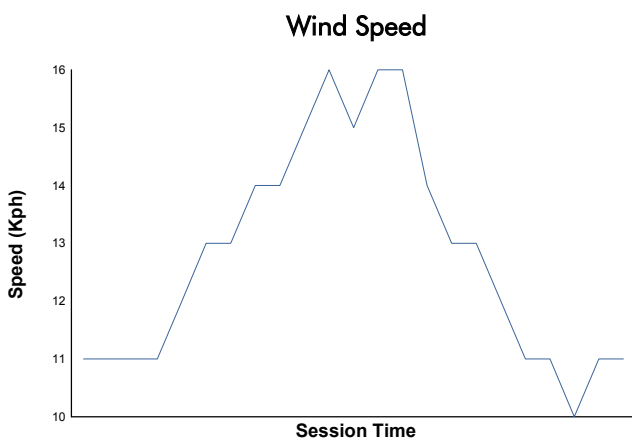
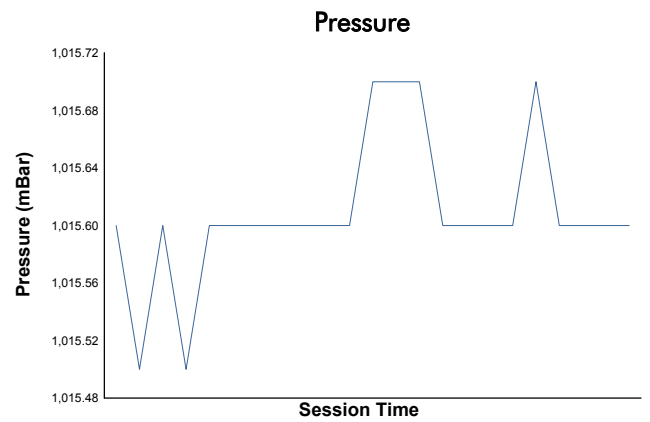
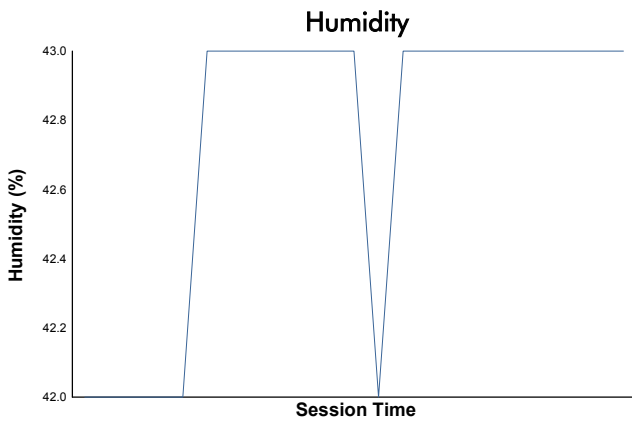
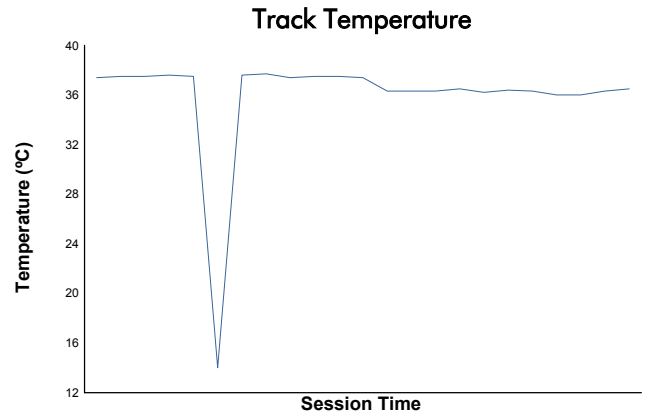
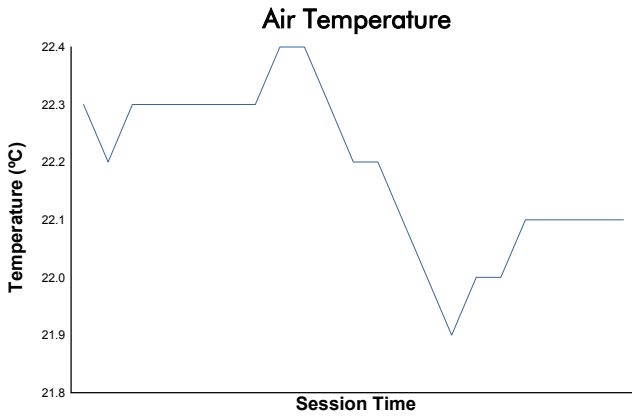
Sector Analysis

— Invalidated Lap ■ Personal Best ■ Session Best **B** Crossing the pit lane

Lap	Time	Sector 1	Sector 2	Sector 3	Kph	Elapsed	Lap	Time	Sector 1	Sector 2	Sector 3	Kph	Elapsed
96 ABDULLA ALI ALKKHELAIFI QAT													
Honda S2000													
1	2:21.631	53.346	45.255	43.030	130.6	2:21.631							
2	2:20.410	51.852	45.719	42.839	138.9	4:42.041							
3	2:20.460	52.037	45.726	42.697	138.9	7:02.501							
4	2:20.890	52.036	45.829	43.025	138.4	9:23.391							
5	2:21.196	52.146	45.747	43.303	138.1	11:44.587							
6	2:21.297	52.192	45.962	43.143	138.0	14:05.884							
7	2:20.849	51.898	45.950	43.001	138.5	16:26.733							
8	2:21.933	52.078	46.238	43.617	137.4	18:48.666							
9	2:23.980	52.381	47.206	44.393	135.5	21:12.646							
10	2:24.334	53.616	46.903	43.815	135.1	23:36.980							
99 MOHAMMED EMADADHI QAT													
Renault Clio RS													
1	2:48.454	1:04.890	52.237	51.327	109.8	2:48.454							
2	2:41.206	58.863	51.960	50.383	121.0	5:29.660							
3	2:41.653	58.666	51.953	51.034	120.7	8:11.313							
4	2:59.361	1:05.954	57.243	56.164	108.7	11:10.674							
5	2:44.272	59.949	52.869	51.454	118.7	13:54.946							
6	2:43.555	58.509	54.268	50.778	119.3	16:38.501							
7	2:41.621	58.488	52.207	50.926	120.7	19:20.122							
8	2:46.052	58.897	54.529	52.626	117.5	22:06.174							
9	2:52.522	1:06.883	52.968	52.671	113.1	24:58.696							
100 MOHAMED MARZOUQ AL BUAINAIN QAT													
Honda CIVIC													
1	2:45.699	1:04.037	51.265	50.397	111.6	2:45.699							
2	2:42.371	59.490	52.272	50.609	120.1	5:28.070							
3	2:42.431	58.954	51.530	51.947	120.1	8:10.501							
4	2:44.340	59.849	52.916	51.575	118.7	10:54.841							
5	2:47.930	1:00.908	53.207	53.815	116.1	13:42.771							
6	2:55.604	1:04.123	55.701	55.780	111.1	16:38.375							
7	3:31.278 B	1:02.578	56.457	1:32.243	92.3	20:09.653							



Qatar 1812 KM
 Qatar Touring Car Championship
 Race 1
 Weather Report



Track Status: **DRY**