

Qatar Touring Car Championship

Qatar 1812 KM

Qualifying

Provisional Classification

No	Driver	Nat	Team	Car	Cl.	Time	Lap Total	Gap	Kph
1	96 ABDULLA ALI ALKKHELAIFI	QAT		Honda S2000	QTCC	2:21.154	5 5	-	138.2
2	1 GHANIN AL MADHEED	QAT		Lotus Falis	QTCC	2:21.428	5 6	+0.274	137.9
3	42 AHMED ALASIRI	QAT		Honda CIVIC	QTCC	2:22.549	8 9	+1.395	136.8
4	23 IBRAHIM AL-MANNAI	QAT		Toyota GT 86	QTCC	2:26.864	5 11	+5.710	132.8
5	5 IBRAHIM AL ABDULGHANI	QAT		Honda S2000	QTCC	2:28.187	4 9	+7.033	131.6
6	92 ABDULAZIZ AL-SAYED	QAT		Honda CIVIC	QTCC	2:31.064	2 7	+9.910	129.1
7	89 ALI EMADADHI	QAT		Acura RSX Type S	QTCC	2:31.450	3 10	+10.296	128.8
8	77 OMRAN KARAMA	PSE		Toyota GT 86	QTCC	2:32.350	4 5	+11.196	128.0
9	11 ABDULAZIZ AL JABRI	QAT		Honda CIVIC	QTCC	2:35.592	7 9	+14.438	125.4
10	3 SAEED AL HAJRI	QAT		Toyota GT 86	QTCC	2:35.612	5 10	+14.458	125.3
11	8 YOUSEF AL-JABRI	QAT		Toyota GT 86	QTCC	2:36.239	4 5	+15.085	124.8
12	99 MOHAMMED EMADADHI	QAT		Renault Clio RS	QTCC	2:41.550	3 5	+20.396	120.7
13	100 MOHAMED MARZOUQ AL BUA	QAT		Honda CIVIC	QTCC	2:42.115	2 3	+20.961	120.3
Max. qual. time: 2:49.384									
10	NASSER SHEGHAIL	QAT		Honda CIVIC	QTCC				
74	MANSOUR AL-HAJRI	QAT		Toyota GT 86	QTCC				
85	MOHD AL MAHMOUD	QAT		Toyota GT 86	QTCC				

Fastest Lap: Lap 5 | ABDULLA ALI ALKKHELAIFI | **2:21.154** | 138.2 Kph

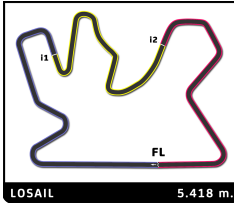
The results are provisional until the end of the limit for protests and appeals.
The limit time for protests expires 30' after publication of results.-Time.....

Published at:

Track Status: **DRY**

Race Director
Franck VAYSSIÉ

Timekeeper
Lluís PORQUERAS



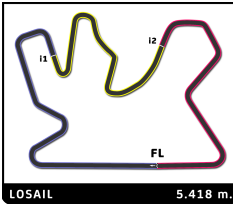
Qatar Touring Car Championship

Qatar 1812 KM

Qualifying

Best Sector Times

Sector 1			Sector 2			Sector 3			Ideal Lap	Best Lap	
Pos	No Driver	Time	No Driver	Time	No Driver	Time	Pos	No Driver			
1	1 G.AL MADHEED	51.975	1 G.AL MADHEED	45.866	1 G.AL MADHEED	42.569	1	1 G.AL MADHEED	2:20.410	2:21.428	(2)
2	96 A.ALI ALKHELAIFI	52.018	96 A.ALI ALKHELAIFI	45.990	96 A.ALI ALKHELAIFI	43.087	2	96 A.ALI ALKHELAIFI	2:21.095	2:21.154	(1)
3	42 A.ALASIRI	52.244	42 A.ALASIRI	46.322	42 A.ALASIRI	43.594	3	42 A.ALASIRI	2:22.160	2:22.549	(3)
4	23 I.AL-MANNAI	53.955	23 I.AL-MANNAI	47.584	23 I.AL-MANNAI	44.729	4	23 I.AL-MANNAI	2:26.268	2:26.864	(4)
5	5 I.AL ABDULGHANI	54.423	5 I.AL ABDULGHANI	48.054	5 I.AL ABDULGHANI	45.258	5	5 I.AL ABDULGHANI	2:27.735	2:28.187	(5)
6	92 A.AL-SAYED	54.633	92 A.AL-SAYED	48.710	89 A.EMADADHI	46.693	6	92 A.AL-SAYED	2:30.211	2:31.064	(6)
7	89 A.EMADADHI	54.963	77 O.KARAMA	48.868	92 A.AL-SAYED	46.868	7	89 A.EMADADHI	2:30.770	2:31.450	(7)
8	77 O.KARAMA	55.447	89 A.EMADADHI	49.114	77 O.KARAMA	47.280	8	77 O.KARAMA	2:31.595	2:32.350	(8)
9	8 Y.AL-JABRI	56.253	3 S.AL HAJRI	49.844	3 S.AL HAJRI	47.928	9	11 A.AL JABRI	2:34.977	2:35.592	(9)
10	11 A.AL JABRI	56.587	11 A.AL JABRI	50.025	11 A.AL JABRI	48.365	10	8 Y.AL-JABRI	2:35.261	2:36.239	(11)
11	3 S.AL HAJRI	57.601	8 Y.AL-JABRI	50.196	8 Y.AL-JABRI	48.812	11	3 S.AL HAJRI	2:35.373	2:35.612	(10)
12	100 M.MARZOUQ AL BUAINAIN	58.282	100 M.MARZOUQ AL BUAINAIN	51.561	99 M.EMADADHI	50.223	12	100 M.MARZOUQ AL BUAINAIN	2:41.218	2:42.115	(13)
13	99 M.EMADADHI	58.660	99 M.EMADADHI	52.571	100 M.MARZOUQ AL BUAINAIN	51.375	13	99 M.EMADADHI	2:41.454	2:41.550	(12)



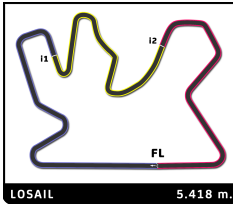
Qatar Touring Car Championship

Qatar 1812 KM

Qualifying

Fastest Lap Sequence

Elapsed	No	Driver	Team	Car	Class	Time	Kph	Lap
2:54.777	1	GHANIN AL MADHEED		Lotus Falis	QTCC	2:38.794	116.5	1
3:17.720	42	AHMED ALASIRI		Honda CIVIC	QTCC	2:37.038	117.8	1
5:40.589	5	IBRAHIM AL ABDULGHANI		Honda S2000	QTCC	2:30.783	129.4	2
5:40.759	42	AHMED ALASIRI		Honda CIVIC	QTCC	2:23.039	136.4	2
8:04.688	96	ABDULLA ALI ALKHELAIFF		Honda S2000	QTCC	2:21.874	137.5	3
12:48.205	96	ABDULLA ALI ALKHELAIFF		Honda S2000	QTCC	2:21.154	138.2	5



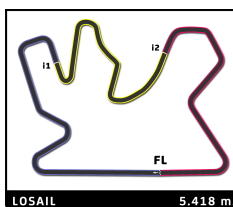
Qatar Touring Car Championship

Qatar 1812 KM

Qualifying

Best Top Speed

No	Driver	Team	Class	Top 1		Top 2		Top 3		Top 4		Top 5		
				Kph	Lap	Kph	Lap	Kph	Lap	Kph	Lap	Kph	Lap	Avg
42	AHMED ALASIRI		QTCC	204.2	2	202.6	3	201.1	5	200.0	8	199.6	7	201.5
1	GHANIN AL MADHEED		QTCC	203.4	6	198.5	5	196.7	4	194.2	2	126.9	1	183.9
96	ABDULLA ALI ALKKHELAIFI		QTCC	200.7	4	198.5	3	197.1	2	192.5	5	136.9	1	185.1
100	MOHAMED MARZOUQ AL B		QTCC	199.6	3	188.2	2	150.0	1					179.3
89	ALI EMADADHI		QTCC	198.9	6	198.5	4	197.8	5	196.4	3	167.7	2	191.9
11	ABDULAZIZ AL JABRI		QTCC	196.7	7	195.7	8	194.9	4	187.8	2	162.9	9	187.6
92	ABDULAZIZ AL-SAYED		QTCC	195.7	2	193.9	3	192.5	4	149.4	1	123.0	6	170.9
5	IBRAHIM AL ABDULGHANI		QTCC	194.6	3	194.2	4	191.2	2	189.5	9	187.2	5	191.3
3	SAEED AL HAJRI		QTCC	187.5	9	183.1	3	182.7	6	182.4	5	181.5	4	183.4
23	IBRAHIM AL-MANNAI		QTCC	186.9	3	185.9	9	184.9	6	184.6	4	184.3	10	185.3
8	YOUSEF AL-JABRI		QTCC	185.9	5	184.3	3	184.3	4	184.0	2	142.1	1	176.1
99	MOHAMMED EMADADHI		QTCC	185.6	3	184.0	2	184.0	5	183.7	4	124.0	1	172.3
77	OMRAN KARAMA		QTCC	185.2	4	184.9	3	183.4	2	171.7	5	107.0	1	166.4
10	NASSER SHEGHAIL		QTCC											
74	MANSOUR AL-HAJRI		QTCC											
85	MOHD AL MAHMOUD		QTCC											



Qatar Touring Car Championship

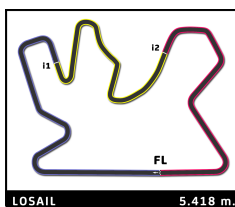
Qatar 1812 KM

Qualifying

Sector Analysis

— Invalidated Lap ■ Personal Best ■ Session Best B Crossing the pit lane

Lap	Time	Sector 1	Sector 2	Sector 3	Kph	Elapsed	Lap	Time	Sector 1	Sector 2	Sector 3	Kph	Elapsed
1 GHANIN AL MADHEED QAT Lotus Falis							23 IBRAHIM AL-MANNAI QAT Toyota GT 86						
1	2:38.794	1:05.450	48.735	44.609	116.5	2:54.777	1	2:49.324	1:04.639	53.955	50.730	109.2	3:03.459
2	3:28.950B	53.123	45.866	1:49.961	93.3	6:23.727	2	2:41.754	58.124	50.488	53.142	120.6	5:45.213
3	3:00.735	1:31.558	46.608	42.569	107.9	9:24.462	3	2:27.678	54.610	47.936	45.132	132.1	8:12.891
4	2:22.104	52.252	46.781	43.071	137.3	11:46.566	4	2:27.532	54.600	47.837	45.095	132.2	10:40.423
5	2:21.428	52.173	46.394	42.861	137.9	14:07.994	5	2:26.864	54.427	47.708	44.729	132.8	13:07.287
6	4:14.750B	51.975	46.261	2:36.514	76.6	18:22.744	6	2:27.910	53.955	48.029	45.926	131.9	15:35.197
3 SAEED AL HAJRI QAT Toyota GT 86							7 4:44.721B 1:14.231 1:06.821 2:23.669 68.5 20:19.918						
1	3:00.190	1:12.344	55.879	51.967	102.7	3:30.286	8	3:00.822	1:26.795	49.277	44.750	107.9	23:20.740
2	2:41.727	59.298	51.877	50.552	120.6	6:12.013	9	2:26.905	54.055	47.584	45.266	132.8	25:47.645
3	2:39.580	59.225	51.311	49.044	122.2	8:51.593	10	2:27.916	54.562	48.210	45.144	131.9	28:15.561
4	2:36.875	57.975	50.275	48.625	124.3	11:28.468	11	2:27.276	54.590	47.661	45.025	132.4	30:42.837
5	2:35.612	57.677	49.844	48.091	125.3	14:04.080	42 AHMED ALASIRI QAT Honda CIVIC						
6	3:13.657B	57.763	51.975	1:23.919	100.7	17:17.737	1	2:37.038	1:02.639	49.613	44.786	117.8	3:17.720
7	5:52.784	4:09.926	53.718	49.140	55.3	23:10.521	2	2:23.039	52.570	46.446	44.023	136.4	5:40.759
8	2:37.793	57.946	51.063	48.784	123.6	25:48.314	3	2:23.130	52.807	46.729	43.594	136.3	8:03.889
9	2:35.916	57.601	50.387	47.928	125.1	28:24.230	4	2:24.711	54.173	46.322	44.216	134.8	10:28.600
10	2:46.777B	57.797	50.207	58.773	117.0	31:11.007	5	2:36.166B	52.556	46.533	57.077	124.9	13:04.766
5 IBRAHIM AL ABDULGHANI QAT Honda S2000							6 11:26.488 9:55.955 46.438 44.095 28.4 24:31.254						
1	2:42.993	1:04.518	52.093	46.382	113.5	3:09.806	7	2:23.365	52.244	46.555	44.566	136.0	26:54.619
2	2:30.783	55.131	48.054	47.598	129.4	5:40.589	8	2:22.549	52.248	46.576	43.725	136.8	29:17.168
3	2:36.874	54.476	57.016	45.382	124.3	8:17.463	9	2:35.204	56.179	50.087	48.938	125.7	31:52.372
4	2:28.187	54.423	48.506	45.258	131.6	10:45.650	77 OMRAN KARAMA PSE Toyota GT 86						
5	2:54.234B	1:02.494	53.943	57.797	111.9	13:39.884	1	3:00.676	1:15.521	54.650	50.505	102.4	3:46.709
6	9:15.013	7:37.604	50.533	46.876	35.1	22:54.897	2	2:35.681	57.351	50.272	48.058	125.3	6:22.390
7	2:41.234	58.649	49.118	53.467	121.0	25:36.131	3	2:34.153	56.275	50.598	47.280	126.5	8:56.543
8	3:24.624	1:17.757	59.784	1:07.083	95.3	29:00.755	4	2:32.350	55.848	48.868	47.634	128.0	11:28.893
9	3:38.102	1:00.648	1:18.325	1:19.129	89.4	32:38.857	5	2:54.231	1:07.545	56.271	50.415	111.9	14:23.124
8 YOUSEF AL-JABRI QAT Toyota GT 86							89 ALI EMADADHI QAT Acura RSX Type S						
1	2:59.770	1:12.222	54.666	52.882	102.9	3:22.566	1	3:02.881	1:13.469	56.674	52.738	101.1	3:53.786
2	2:54.821	57.626	1:07.480	49.715	111.6	6:17.387	2	2:37.435	58.967	50.272	48.196	123.9	6:31.221
3	2:36.450	56.859	50.779	48.812	124.7	8:53.837	3	2:31.450	55.643	49.114	46.693	128.8	9:02.671
4	2:36.239	56.253	50.196	49.790	124.8	11:30.076	4	2:31.727	54.971	49.180	47.576	128.6	11:34.398
5	2:38.343	57.509	50.303	50.531	123.2	14:08.419	5	2:32.250	54.963	49.210	48.077	128.1	14:06.648
11 ABDULAZIZ AL JABRI QAT Honda CIVIC							6 3:06.863B 55.373 50.231 1:21.259 104.4 17:13.511						
1	2:59.532	1:11.261	56.134	52.137	103.0	3:17.265	7	5:47.878	3:56.463	50.688	1:00.727	56.1	23:01.389
2	2:58.781B	59.582	52.356	1:06.843	109.1	6:16.046	8	3:02.618	1:12.198	56.610	53.810	106.8	26:04.007
3	6:42.830	4:53.121	56.969	52.740	48.4	12:58.876	9	3:09.011	1:14.061	57.577	57.373	103.2	29:13.018
4	2:40.397	58.207	51.399	50.791	121.6	15:39.273	10	3:30.501	1:20.965	1:03.559	1:05.977	92.7	32:43.519
5	4:48.772B	1:15.203	1:11.768	2:21.801	67.5	20:28.045	92 ABDULAZIZ AL-SAYED QAT Honda CIVIC						
6	3:13.586	1:28.744	55.138	49.704	100.8	23:41.631	1	2:48.923	1:08.583	50.693	49.647	109.5	3:28.300
7	2:35.592	57.193	50.034	48.365	125.4	26:17.223	2	2:31.064	54.633	49.231	47.200	129.1	5:59.364
8	2:36.299	56.587	50.025	49.687	124.8	28:53.522	3	2:32.040	56.462	48.710	46.868	128.3	8:31.404
9	3:39.557B	1:10.810	1:06.591	1:22.156	88.8	32:33.079	4	3:18.330B	1:02.125	57.177	1:19.028	98.3	11:49.734
							5	3:55.349	1:49.221	1:06.717	59.411	82.9	15:45.083
							6	4:58.141B	1:17.134	1:05.608	2:35.399	65.4	20:43.224
							7	4:51.455B	2:26.515	1:07.429	1:17.511	66.9	25:34.679



Qatar Touring Car Championship

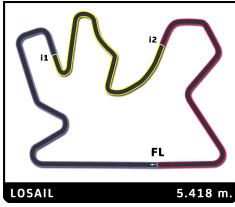
Qatar 1812 KM

Qualifying

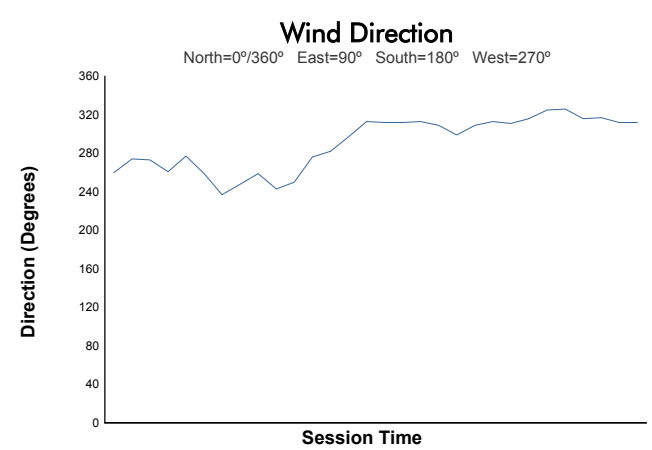
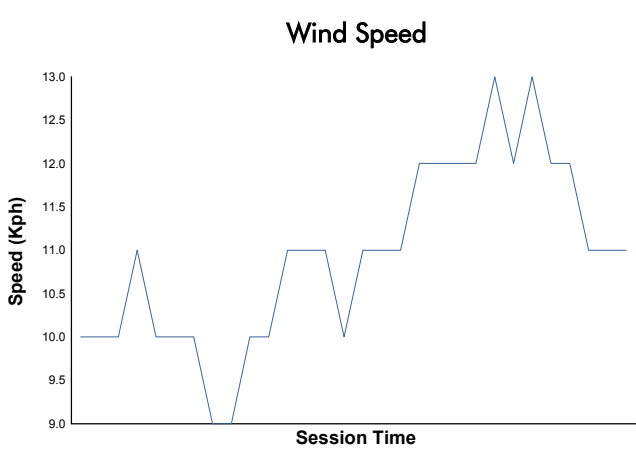
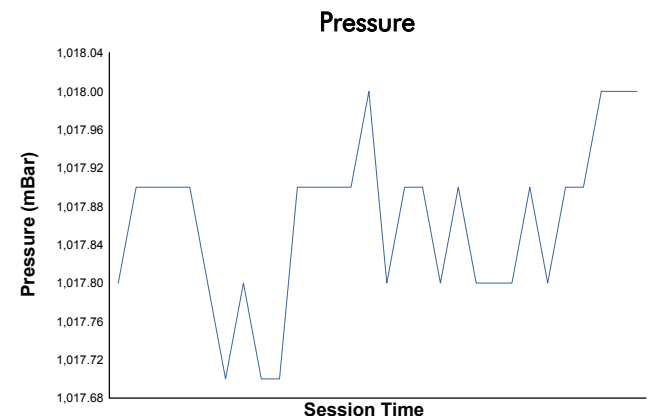
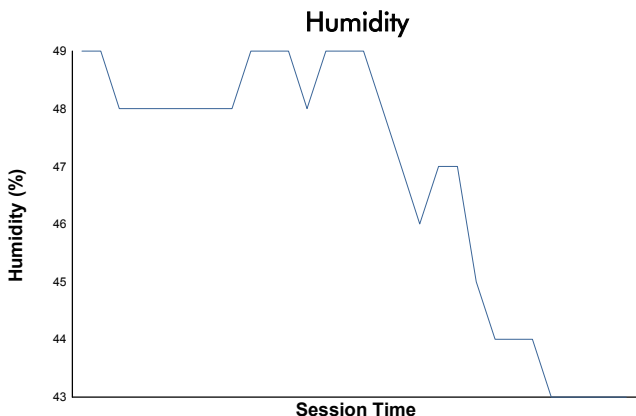
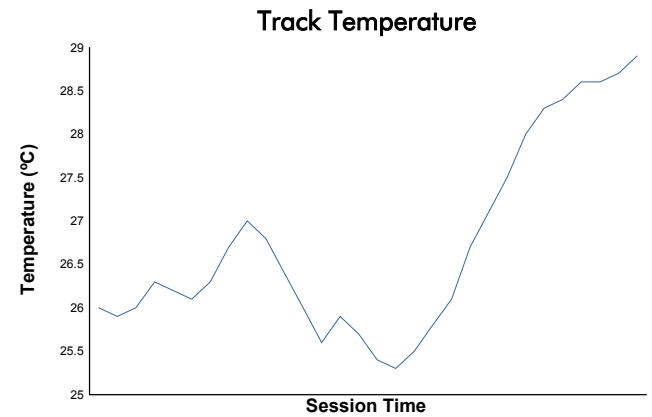
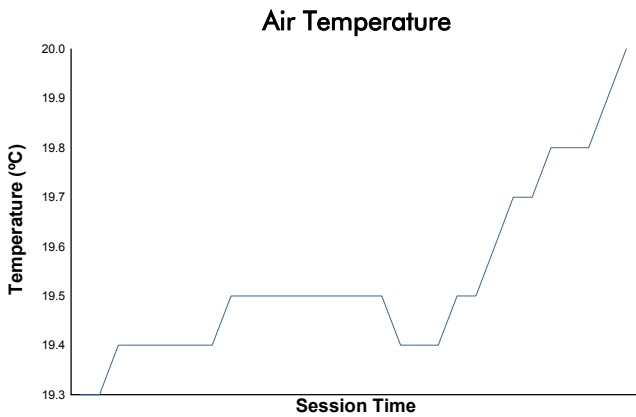
Sector Analysis

_ Invalidated Lap
 ■ Personal Best
 ■ Session Best
 B Crossing the pit lane

Lap	Time	Sector 1	Sector 2	Sector 3	Kph	Elapsed	Lap	Time	Sector 1	Sector 2	Sector 3	Kph	Elapsed
96 ABDULLA ALI ALKKHELAIFI QAT							Honda S2000						
1	2:44.609	1:08.799	50.574	45.236	112.4	3:18.720							
2	2:24.094	53.121	46.842	44.131	135.4	5:42.814							
3	2:21.874	52.473	46.116	43.285	137.5	8:04.688							
4	2:22.363	52.943	45.990	43.430	137.0	10:27.051							
5	2:21.154	52.018	46.049	43.087	138.2	12:48.205							
99 MOHAMMED EMADADHI QAT							Renault Clio RS						
1	3:10.319	1:15.205	1:00.380	54.734	97.2	3:36.356							
2	2:43.250	59.731	52.907	50.612	119.5	6:19.606							
3	2:41.550	58.660	52.667	50.223	120.7	9:01.156							
4	2:55.321	1:00.292	59.003	56.026	111.3	11:56.477							
5	2:43.351	59.124	52.571	51.656	119.4	14:39.828							
100 MOHAMED MARZOUQ AL BUAINAIN QAT							Honda CIVIC						
1	2:49.857	1:05.320	53.162	51.375	108.9	3:01.104							
2	2:42.115	58.282	51.561	52.272	120.3	5:43.219							
3	3:17.540B	1:00.399	51.936	1:25.205	98.7	9:00.759							



Qatar 1812 KM
 Qatar Touring Car Championship
 Qualifying
 Weather Report



Track Status: **DRY**